

# KAIPATIKI LOCAL BOARD PLANS 2017-2020

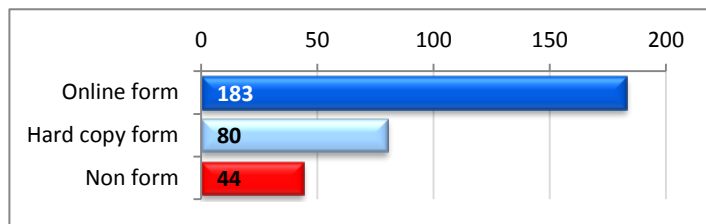
**TOTAL SUBMISSIONS PROCESSED: 307**

The following information relates to Kaipatiki Local Board Plan 2017-2020 submissions received and processed prior to 9 July 2017. This includes submissions via online form, hard copy form, letters or emails. Please note – all numbers are subject to change due to ongoing processing and quality checking.

## SUBMISSION TYPE

265 submissions received were from individuals and 42 organisations. In addition, 297 submissions were received providing region-wide feedback without addressing any issues specific to each local board plan.

SUBMISSION TYPE	#	%
Online form	183	60%
Hard copy form	80	26%
Non form*	44	14%
<b>Total</b>	<b>307</b>	<b>100%</b>



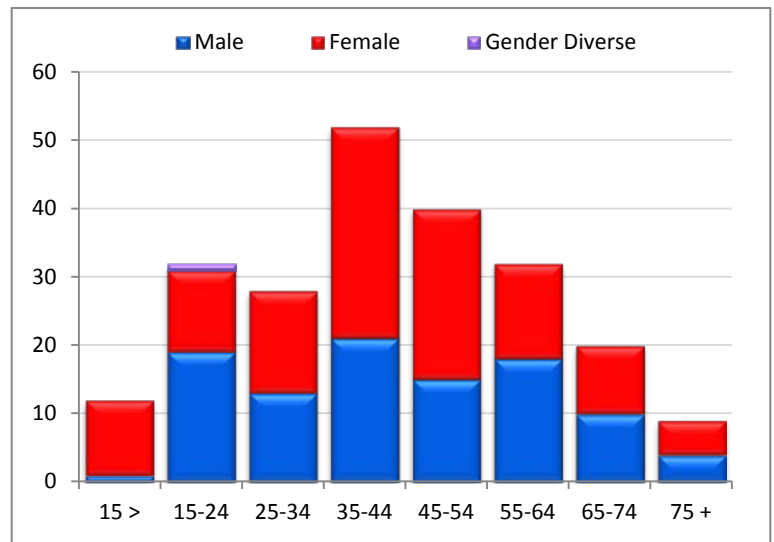
\* Feedback received via anything other than a Council form (e.g. letter, email, pro forma)

## DEMOGRAPHIC PROFILE

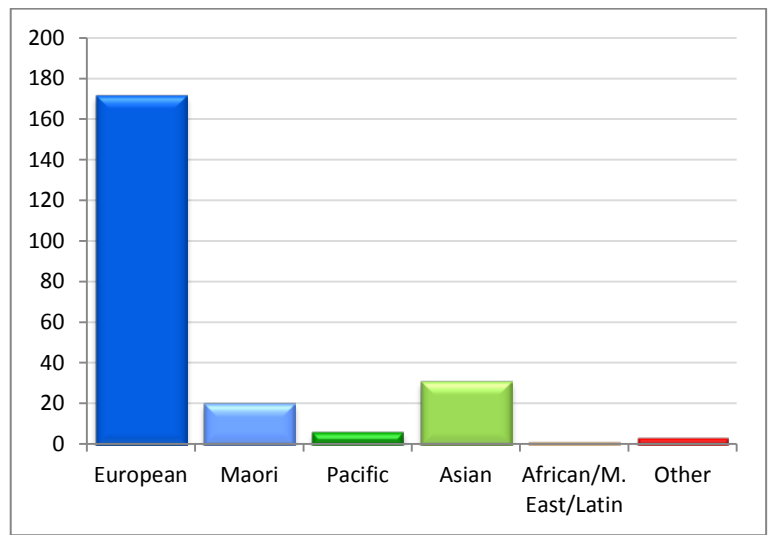
The tables and graphs on this page indicate what demographic categories people identified with. This information only relates to those submitters who provided demographic information.

GENDER	#	%
Male	103	45%
Female	123	54%
Gender diverse	1	0%
<b>Total</b>	<b>227</b>	<b>100%</b>

AGE	Male	Female	Diverse	Total	%
< 15	1	11	0	12	5%
15 – 24	19	12	1	32	14%
25 – 34	13	15	0	28	12%
35 – 44	21	31	0	52	23%
45 – 54	15	25	0	40	18%
55 – 64	18	14	0	32	14%
65 – 74	10	10	0	20	9%
75 +	4	5	0	9	4%
<b>Total</b>				<b>225</b>	<b>100%</b>



ETHNICITY	#	%
<b>European</b>	<b>172</b>	<b>79%</b>
NZ European	158	72%
Other European	14	6%
<b>Maori</b>	<b>20</b>	<b>9%</b>
<b>Pacific</b>	<b>6</b>	<b>3%</b>
Samoan	3	1%
Tongan	0	0%
Other Pacific	3	1%
<b>Asian</b>	<b>31</b>	<b>14%</b>
Chinese	25	11%
Indian	2	1%
Korean	1	0%
Other Asian	3	1%
<b>African/Middle Eastern/Latin</b>	<b>1</b>	<b>0%</b>
<b>Other</b>	<b>3</b>	<b>1%</b>
New Zealander/Kiwi	1	0%
Other	2	1%
<b>Total Submitters</b>		<b>*N/A</b>

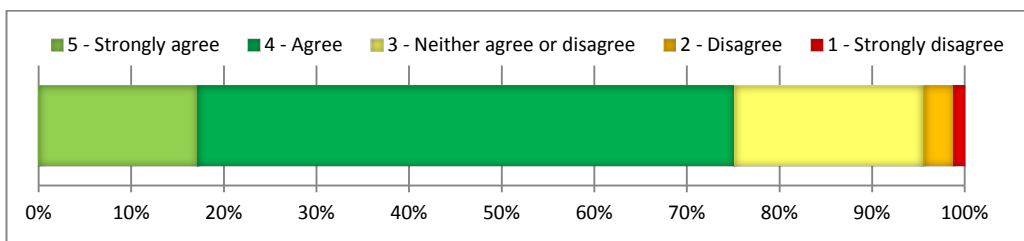


\* Does not add to 100% due to some people selecting more than one ethnicity

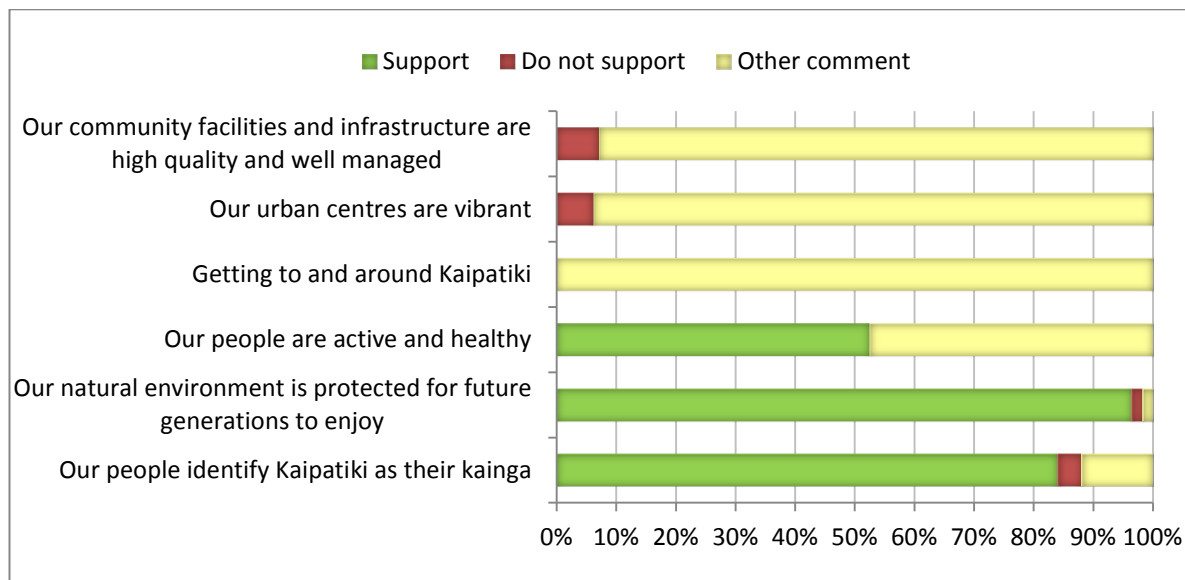
## CONSULTATION QUESTIONS

The graphs below summarise responses to the consultation questions.

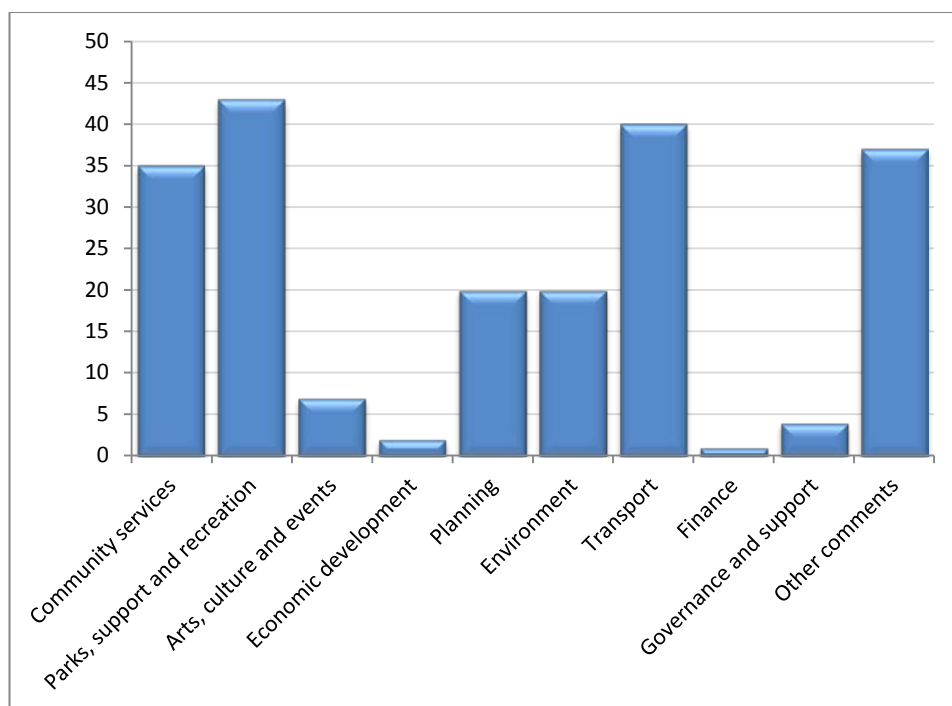
### Q1 Do you think we are on the right track with our proposed local board plan? (245 processed)



**Q2 Tell us what you like most about our proposed local board plan? (245 processed)**



**Q3 Tell us if you think we have missed something out of our proposed local board plan? (209 processed)**



**Q4 The funding available to us may change after Auckland Council's 10-year budget is adopted in June 2018. If this means we can't afford all of our projects or initiatives, which would you like us to prioritise? (217 processed)**

<b>Initiatives</b>	<b>Number</b>
Improving the quality of our leisure and recreational facilities	26
Spending more of our transport budget on local walking and cycling infrastructure and public transport infrastructure	23
Work to improve maintenance, renewals and access to our sport and recreation facilities, reserves and parks	23
Deliver on our Pest Free Kaipatiki strategy by encouraging collaboration between the council, volunteers and wider community to eradicate plant and animal pests	18
Continuing to advocate to Auckland Transport for further improvements to bus and ferry services	17
Ensuring our parks and reserves offer a range of activities and facilities for all ages and abilities	16
Support local initiatives for improving stream and harbour water quality	12
Improve access to our various reserves, parks and beaches with better tracks and signage	9
Ensure our libraries are meeting your needs in their role as community hubs	8
The Kaipatiki Connections Network Plan - a plan to improve and extend walking and cycling links between our schools, town centres, reserves and coastline	7
Work with other facility owners, such as schools and sports clubs, to improve and increase community access and opportunities	7
Work with community partners to ensure facilities are fit-for-purpose, well-maintained and future proofed for growth	7
Support and encourage events that celebrate our diverse community, our identity and sustainable living	6
Advocating for Auckland Transport to increase funding for walking and cycling projects in Kaipatiki	5
Support community partners with some operational funding and training to deliver the programmes and services you're seeking	5
Encouraging and supporting local events	4
Update current plans and advocate to the governing body for centre improvement funding for Glenfield to improve streetscapes and public spaces	4
Partnering with you to expand local place-making initiatives	3
Working alongside Panuku Development Auckland, Hobsonville Land Company	3
Encouraging and supporting a range of events that celebrate our diversity	3
Increase participation in local decision making	2
Implement small infrastructure improvements, such as improved signage and public seating	2
Support place-making initiatives and local events in village centres, such as Beach Haven and other smaller precincts	2
Continue supporting our Business Improvement Districts in Birkenhead and Northcote to help them meet growing local and visitor needs	2
Work towards using social procurement policies on our contracts to give priority to local businesses and workers	2
Develop a smarter way of engaging with you so your views can better inform our decision-making	1
Address safety-related issues that act as a barrier for people accessing and enjoying our villages, town centres and business areas	0

**Q5 Do you have any other comments about our proposed local board plan? (230 processed)**

