

THE 10-YEAR BUDGET AND AUCKLAND PLAN 2050

Final Update Report

April 2018





WRITTEN SUBMISSIONS RECEIVED: 26,556

OTHER SUBMISSIONS RECEIVED:

Feedback received in person: 5,374 participants across 100 events
 Social media feedback: 114 comments

HOW WE'VE RECEIVED WRITTEN SUBMISSIONS

SUBMISSION TYPE	Total #	Total %	10-year Budget #	Auckland Plan #
Online form	11,680	44%	11,656	11,168
People's Panel online form	2,157	8%	2,157	2,141
Hard copy form	4,755	18%	4,726	4,670
Non form*	7,964	30%	7,130	763
Total	26,556	100%	25,669	18,742

* Feedback received via anything other than a Council form (e.g. letter, email, pro forma)

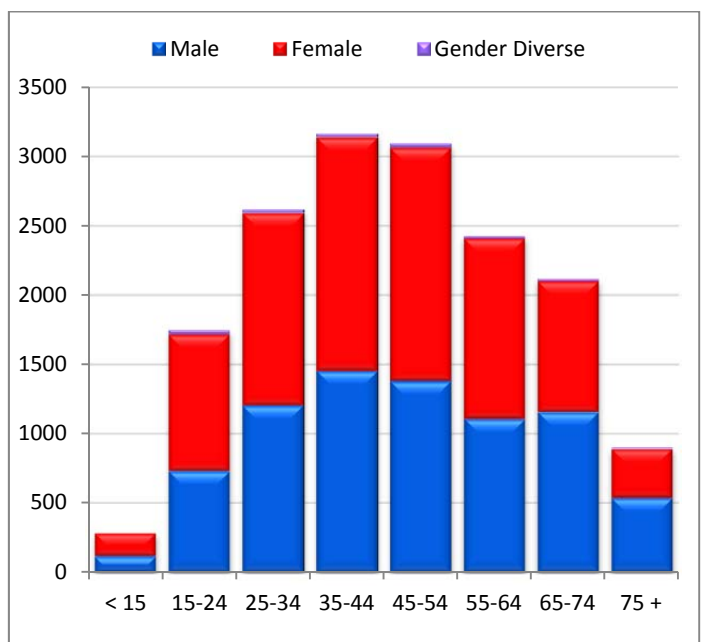
** Submitters can feed back on both plans

WHO WE'VE HEARD FROM

The information below indicates what demographic categories submitters identified with. This information only relates to those submitters who provided demographic information on a feedback.

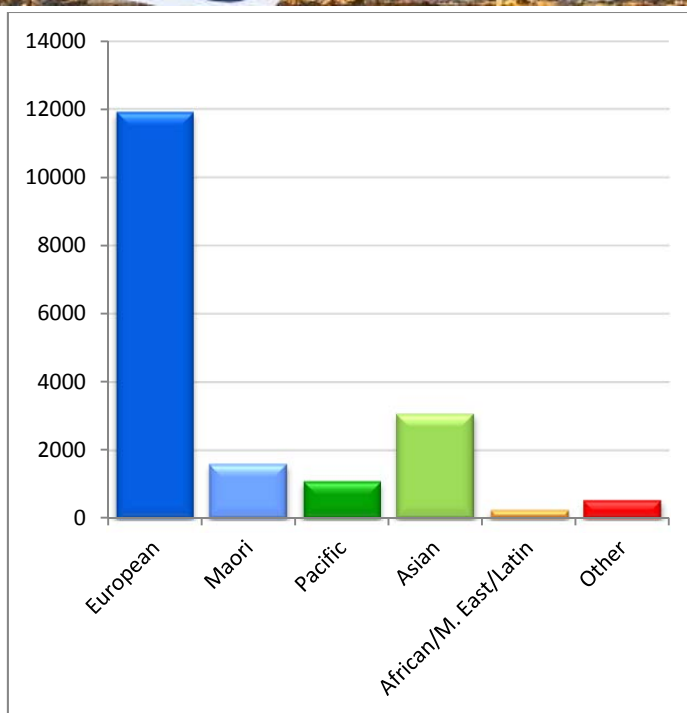
GENDER	#	%
Male	7,836	47%
Female	8,669	52%
Gender diverse	153	1%
Total	16,658	100%

AGE	Male	Female	Diverse	Total	%
< 15	118	166	1	384	2%
15 – 24	732	987	31	1,885	11%
25 – 34	1,206	1,389	22	2,678	16%
35 – 44	1,454	1,686	27	3,242	19%
45 – 54	1,380	1,687	28	3,163	19%
55 – 64	1,109	1,304	10	2,478	15%
65 – 74	1,156	948	16	2,194	13%
75 +	539	353	10	955	6%
Total				16,979	100%





ETHNICITY	#	%
European	11,941	72%
Pakeha/NZ European	11,010	66%
Other European	931	6%
Maori	1,623	10%
Pacific	1,116	7%
Samoan	504	3%
Tongan	194	1%
Other Pacific	418	3%
Asian	3,094	19%
Chinese	1,712	10%
Indian	580	3%
Other Asian	802	5%
African/Middle Eastern/Latin	273	2%
Other	560	3%
New Zealander/Kiwi	484	3%
Other	76	0%
Total	16,690	NA*



* Does not add to 100% due to some people selecting more than one ethnicity

RESIDENT LOCAL BOARD	#	%
Albert-Eden Local Board	1,825	7%
Devonport-Takapuna Local Board	1,138	4%
Franklin Local Board	1,100	4%
Great Barrier Local Board	38	0%
Henderson-Massey Local Board	854	3%
Hibiscus and Bays Local Board	1,267	5%
Howick Local Board	1,301	5%
Kaipatiki Local Board	1,263	5%
Mangere-Otahuhu Local Board	320	1%
Manurewa Local Board	801	3%
Maungakiekie-Tamaki Local Board	832	3%
Orakei Local Board	1,261	5%
Otara-Papatoetoe Local Board	350	1%
Papakura Local Board	554	2%
Puketapapa Local Board	388	1%
Rodney Local Board	1,799	7%
Upper Harbour Local Board	708	3%
Waiheke Local Board	235	1%
Waitakere Ranges Local Board	932	4%
Waitemata Local Board	1,532	6%
Whau Local Board	717	3%



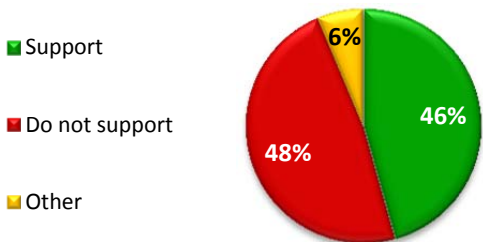
RESIDENT LOCAL BOARD	#	%
Regional (i.e. organisations whose views are not specific to a local area)	222	1%
Not Supplied (i.e. local board not supplied and unable to be determined)	7,018	26%
Outside Auckland	101	0%
TOTAL	26,556	100%

10-YEAR BUDGET 2018-2028 FEEDBACK

Q1. We want to improve our transport system. As the population grows, congestion (and the pollution it creates) is getting worse, safety is declining and businesses are struggling to move freight and people. We are proposing that a regional fuel tax of 10 cents per litre (plus GST) be used to raise more funding for transport projects and services.

What is your opinion on the proposal to introduce a regional fuel tax to help pay for improvements to the transport system?

WRITTEN SUBMISSIONS
20,716 responses*



OTHER SUBMISSIONS

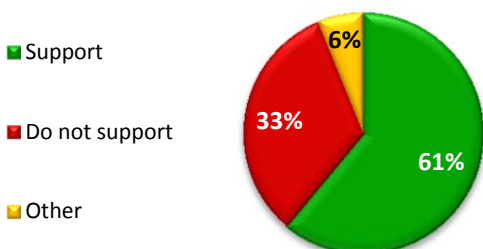
CHANNEL	Support	Do not support	Other	Total
In person	460	449	258	1,167
	39%	38%	22%	100%

* All formal written responses, including pro forma submissions, most notably Auckland Ratepayers Alliance (2,842), Generation Zero (840) and Forest & Bird (576)

Q2. Our harbours, beaches and streams are being polluted by overflows from ageing sewerage and stormwater systems that can't cope with heavy rainfall and from contaminants washed into natural waterways. We want to improve our infrastructure to address this problem. Under current budgets this would take 30 years to achieve. We propose to introduce a new targeted rate to increase our funding of water infrastructure and speed up delivery of cleaner harbours, beaches and streams to 10 years. Our proposed targeted rate would cost the average residential ratepayer \$66 per year (\$1.30 per week), although this will vary based on your property value.

What is your opinion on this proposed targeted rate to speed up the delivery of cleaner harbours, beaches and streams?

WRITTEN SUBMISSIONS
20,366 responses



OTHER SUBMISSIONS

CHANNEL	Support	Do not support	Other	Total
In person	465	234	245	944
	49%	25%	26%	100%

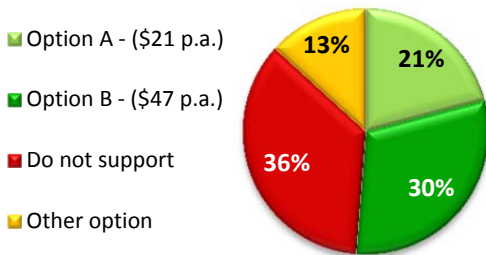
* All formal written responses, including pro forma submissions, most notably Auckland Ratepayers Alliance (2,293), Generation Zero (840) and Forest & Bird (576)



Q3. Auckland’s rapid growth is putting pressure on the environment, as is the spread of pests, weeds and diseases that are threatening many of our native species. Approximately two-thirds of Auckland’s local native species are under threat of extinction. Our proposal is to invest more in environment initiatives and to fund this through a targeted rate (based on your property value) at one of two levels described below.

What is your opinion on a proposed targeted rate to invest more to protect our environment?

WRITTEN SUBMISSIONS
20,087 responses*



OTHER SUBMISSIONS

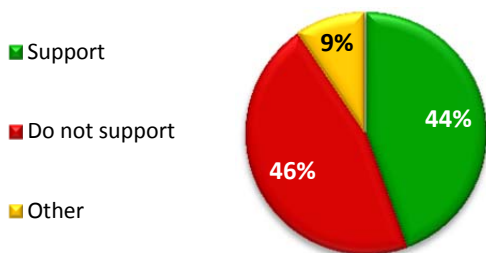
CHANNEL	Support A	Support B	Do not support	Other	Total
In person	179	200	177	139	695
	26%	29%	25%	20%	100%

* All formal written responses, including pro forma submissions, most notably Auckland Ratepayers Alliance (2,293), Generation Zero (840) and Forest & Bird (576)

Q4. For this 10-year Budget we are proposing an average general rates increase of 2.5 per cent for the first two years and then 3.5 per cent for years three to ten. This will be used to fund our growing city. Without this level of rate increase, we would have to reduce existing services levels and defer or cut some currently planned projects.

What is your opinion on this proposed rates increase?

WRITTEN SUBMISSIONS
19,513 responses



OTHER SUBMISSIONS

CHANNEL	Support	Do not support	Other	Total
In person	213	353	145	711
	30%	50%	20%	100%

* All formal written responses, including pro forma submissions, most notably Auckland Ratepayers Alliance (2,293), Generation Zero (840) and Forest & Bird (576)

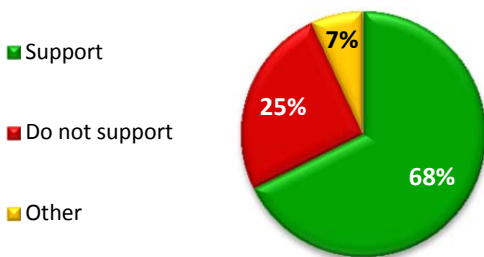


Q5. We are proposing that online accommodation providers (e.g. Airbnb properties) who let out their whole property (not just a room) for a certain number of days per year should pay business rates and the Accommodation Provider Targeted Rate (if the property is within a certain zone). This would mean they are treated the same way as other accommodation providers.

What is your opinion on this proposal?

WRITTEN SUBMISSIONS

16,042 responses



OTHER SUBMISSIONS

CHANNEL	Support	Do not support	Other	Total
In person	306	139	48	493
	62%	28%	10%	100%

Q6. LOCAL BOARD FEEDBACK

Are we on the right track with our priorities?

LOCAL BOARD	RESPONSES	YES	PARTIAL	NO
Albert-Eden Local Board	1,181	41%	43%	16%
Devonport-Takapuna Local Board	710	28%	46%	26%
Franklin Local Board	607	27%	48%	25%
Great Barrier Local Board	29	48%	48%	
Henderson-Massey Local Board	629	38%	48%	15%
Hibiscus and Bays Local Board	848	28%	53%	19%
Howick Local Board	964	33%	47%	20%
Kaipatiki Local Board	838	42%	45%	12%
Mangere-Otahuhu Local Board	227	43%	44%	14%
Manurewa Local Board	340	46%	40%	14%
Maungakiekie-Tamaki Local Board	584	43%	44%	12%
Orakei Local Board	857	50%	40%	10%



LOCAL BOARD	RESPONSES	YES	PARTIAL	NO
Otara-Papatoetoe Local Board	268	43%	47%	10%
Papakura Local Board	319	33%	47%	19%
Puketapapa Local Board	252	52%	36%	12%
Rodney Local Board	1,287	26%	46%	29%
Upper Harbour Local Board	456	32%	48%	20%
Waiheke Local Board	158	30%	44%	26%
Waitakere Ranges Local Board	584	38%	43%	18%
Waitemata Local Board	924	44%	43%	13%
Whau Local Board	479	50%	39%	11%

Q7. Please provide any other feedback on other matters in the consultation document or supporting information, such as changes to waste service charges (targeted rate to fund food waste collection service and standardisation of user-pays refuse collection), Tūpuna Maunga Authority Draft Operational Plan or the proposal to disestablish Auckland Council Investments Limited.

Please comment:

(Most common themes have been...)

Financial strategy

6,819 comments



Common topics include:

- Focus on core services*
- Council expenditure too high
- Staff costs too high
- Other financial strategy related comments

Waste services

4,429 comments



Common topics include:

- Issues relating to the WMMP**
- Recycling
- Illegal dumping
- Inorganics
- Other waste services related comments

Regional facilities

2,149 comments



Common topics include:

- Comments regarding Auckland's major stadiums, e.g. Western Springs (particularly wanting speedway to stay)
- Other major facilities, e.g. Auckland Zoo, Spark Arena etc.

* Mostly notably due to the Auckland Ratepayers Alliance pro forma (4,605)

** Mostly notably due to the Auckland Ratepayers Alliance pro forma (3,442)



AUCKLAND PLAN 2050 FEEDBACK

Note – 840 Generation Zero pro forma submissions were received with responses supporting questions 1, 2, 6, and partially supporting questions 3, 4, 5 and 7.

AN INCLUSIVE AUCKLAND

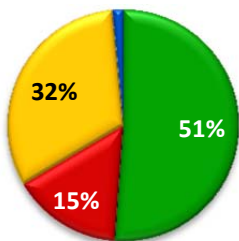
Q1. In a fast-growing city of increasing diversity and social change, people may or may not feel included or enjoy positive life experiences. The Auckland Plan proposes an inclusive Auckland where people live together with trust and mutual respect and everyone has the opportunity to participate to their full potential.

Do you think the six focus areas identified in Belonging and Participation will achieve this?

WRITTEN SUBMISSIONS

14,855 responses

- Yes
- No
- Partially
- Comment (No response)



OTHER SUBMISSIONS

CHANNEL	Yes	No	Partially	Comment (NR)	Total
In person	634	54	87	370	1,145
	55%	5%	8%	32%	100%

ADVANCE MAORI WELL-BEING

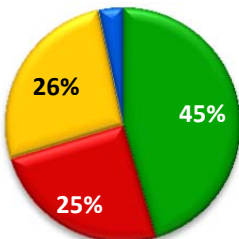
Q2. The strengths and contributions Māori bring to Auckland will fuel economic growth and advance Māori well-being. With nearly a third of all Māori in Auckland aged under 15 years old, the Auckland Plan proposes investing more in tamariki and rangatahi to advance Māori well-being.

Do you think the seven focus areas identified in Māori Well-being and Identity will achieve this?

WRITTEN SUBMISSIONS

14,935 responses

- Yes
- No
- Partially
- Comment (No response)



OTHER SUBMISSIONS

CHANNEL	Yes	No	Partially	Comment (NR)	Total
In person	201	105	121	383	810
	25%	13%	15%	47%	100%



AFFORDABLE HOMES

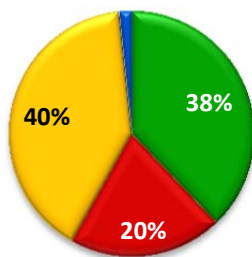
Q3. Lack of affordable housing is creating stress for many Aucklanders. It is driving some workers out of Auckland and limiting our ability to attract and retain talent. The Auckland Plan proposes that all Aucklanders deserve healthy, affordable homes with secure tenure in well-designed places, whether they own or rent their homes.

Do you think the five focus areas identified in Homes and Places will achieve this?

15,325 responses

OTHER SUBMISSIONS

- Yes
- No
- Partially
- Comment (No response)



CHANNEL	Yes	No	Partially	Comment (NR)	Total
In person	281	61	90	131	563
	50%	11%	16%	23%	100%

MOVING EASILY AROUND AUCKLAND

Q4. People lack choice in how they get around and it can take a long time to get where they need to go. To better connect people and places, the Auckland Plan proposes an integrated transport system that accelerates progress on walking, cycling and public transport and makes better use of existing networks.

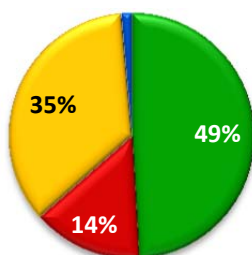
Do you think the seven focus areas identified in Transport and Access will achieve this?

WRITTEN SUBMISSIONS

OTHER SUBMISSIONS

15,821 responses

- Yes
- No
- Partially
- Comment (No response)



CHANNEL	Yes	No	Partially	Comment (NR)	Total
In person	171	66	76	217	530
	32%	12%	14%	41%	100%



PROTECTING AND ENCHANGING OUR ENVIRONMENT

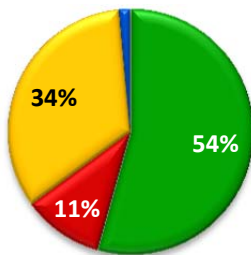
Q5. Unprecedented growth has required Auckland to provide for essential development, which has had an impact on our environment and cultural heritage. The Auckland Plan proposes utilising every opportunity to protect and enhance Auckland's environment as growth and development happens.

Do you think the six focus areas identified in Environment and Cultural Heritage will achieve this?

WRITTEN SUBMISSIONS

14,949 responses

- Yes
- No
- Partially
- Comment (No response)



OTHER SUBMISSIONS

CHANNEL	Yes	No	Partially	Comment (NR)	Total
In person	190	47	42	191	470
	40%	10%	9%	41%	100%

EQUIPPING PEOPLE FOR FUTURE JOBS

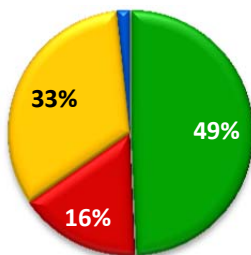
Q6. Rapid technology advances will create challenges, opportunities and change across many industries and jobs. The Auckland Plan proposes Aucklanders will need to adapt to the coming changes by investing in education, training and skills development for all.

Do you think the five focus areas identified in Opportunity and Prosperity will achieve this?

WRITTEN SUBMISSIONS

14,279 responses

- Yes
- No
- Partially
- Comment (No response)



OTHER SUBMISSIONS

CHANNEL	Yes	No	Partially	Comment (NR)	Total
In person	141	46	60	638	885
	16%	5%	7%	72%	100%



SHAPING OUR GROWTH

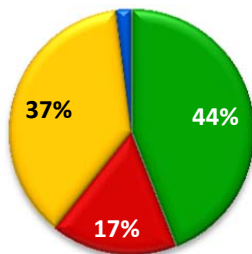
Q7. Auckland has to provide for around 740,000 more people in the next 30 years, which would mean another 320,000 dwellings and up to 270,000 extra jobs. The Auckland Plan proposes to manage long-term population growth by prioritising development in existing urban areas and establishing new communities and new business land in future urban areas. Investment in Auckland’s infrastructure will need to keep up with the pace and scale of growth.

Do you think the proposed approach for enabling growth will effectively provide for Auckland’s future?

WRITTEN SUBMISSIONS

14,613 responses

- Yes
- No
- Partially
- Comment (No response)



OTHER SUBMISSIONS

CHANNEL	Yes	No	Partially	Comment (NR)	Total
In person	143	65	72	274	554
	26%	12%	13%	49%	100%

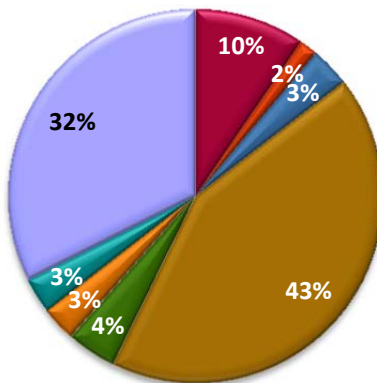
Q8. Do you have any other feedback on the Auckland Plan 2050?

(Most common outcomes commented on have been...)

WRITTEN SUBMISSIONS

6,921 responses

- Belonging and participation
- Maori identity and well-being
- Homes and places
- Transport and access
- Environment and cultural heritage
- Opportunity and prosperity
- Development strategy
- Other comments



OTHER SUBMISSIONS

IN PERSON	Total	%
Belonging and participation	260	29%
Maori identity and well-being	256	28%
Homes and places	55	6%
Transport and access	6	1%
Environment and cultural heritage	76	8%
Opportunity and prosperity	64	7%
Development strategy	1	0%
Other comments	190	21%



APPENDIX:

LOCAL BOARD BREAKDOWN OF 10-YEAR BUDGET CONSULTATION QUESTIONS

Q1. We want to improve our transport system. As the population grows, congestion (and the pollution it creates) is getting worse, safety is declining and businesses are struggling to move freight and people. We are proposing that a regional fuel tax of 10 cents per litre (plus GST) be used to raise more funding for transport projects and services.

What is your opinion on the proposal to introduce a regional fuel tax to help pay for improvements to the transport system?

Q1 Transport funding	Support	Do not support	Other	Subs for question
Albert-Eden Local Board	65%	29%	5%	1673
Devonport-Takapuna Local Board	57%	36%	6%	946
Franklin Local Board	40%	52%	8%	718
Great Barrier Local Board	52%	23%	26%	31
Henderson-Massey Local Board	47%	44%	9%	819
Hibiscus and Bays Local Board	44%	48%	8%	1124
Howick Local Board	40%	53%	7%	1225
Kaipātiki Local Board	53%	41%	6%	1127
Māngere-Ōtāhuhu Local Board	49%	44%	7%	303
Manurewa Local Board	40%	52%	7%	440
Maungakiekie-Tāmaki Local Board	56%	37%	7%	784
Ōrākei Local Board	56%	37%	8%	1172
Ōtara-Papatoetoe Local Board	45%	45%	10%	335
Papakura Local Board	37%	56%	8%	427
Puketāpapa Local Board	59%	32%	10%	367
Rodney Local Board	35%	56%	9%	1549
Upper Harbour Local Board	41%	52%	7%	651
Waiheke Local Board	62%	30%	7%	207
Waitākere Ranges Local Board	59%	34%	7%	877
Waitematā Local Board	72%	21%	7%	1393
Whau Local Board	56%	37%	6%	681

Column labelled 'Subs for questions refers to the number of submissions received for that question



Q2. Our harbours, beaches and streams are being polluted by overflows from ageing sewerage and stormwater systems that can't cope with heavy rainfall and from contaminants washed into natural waterways. We want to improve our infrastructure to address this problem. Under current budgets this would take 30 years to achieve. We propose to introduce a new targeted rate to increase our funding of water infrastructure and speed up delivery of cleaner harbours, beaches and streams to 10 years. Our proposed targeted rate would cost the average residential ratepayer \$66 per year (\$1.30 per week), although this will vary based on your property value.

What is your opinion on this proposed targeted rate to speed up the delivery of cleaner harbours, beaches and streams?

Q2 Water quality targeted rate	Support	Do not support	Other	Subs for question
Albert-Eden Local Board	77%	17%	5%	1669
Devonport-Takapuna Local Board	66%	28%	6%	941
Franklin Local Board	60%	32%	8%	708
Great Barrier Local Board	66%	22%	13%	32
Henderson-Massey Local Board	71%	23%	6%	815
Hibiscus and Bays Local Board	65%	26%	8%	1118
Howick Local Board	58%	36%	7%	1220
Kaipātiki Local Board	70%	24%	6%	1123
Māngere-Ōtāhuhu Local Board	64%	27%	8%	298
Manurewa Local Board	67%	26%	7%	732
Maungakiekie-Tāmaki Local Board	71%	22%	7%	786
Ōrākei Local Board	68%	24%	7%	1166
Ōtara-Papatoetoe Local Board	61%	30%	9%	321
Papakura Local Board	55%	34%	11%	392
Puketāpapa Local Board	68%	26%	6%	366
Rodney Local Board	54%	37%	10%	1544
Upper Harbour Local Board	59%	35%	7%	652
Waiheke Local Board	73%	22%	5%	208
Waitākere Ranges Local Board	77%	18%	6%	878
Waitematā Local Board	81%	14%	5%	1383
Whau Local Board	70%	23%	7%	677

Column labelled 'Subs for questions refers to the number of submissions received for that question



Q3. Auckland’s rapid growth is putting pressure on the environment, as is the spread of pests, weeds and diseases that are threatening many of our native species. Approximately two-thirds of Auckland’s local native species are under threat of extinction. Our proposal is to invest more in environment initiatives and to fund this through a targeted rate (based on your property value) at one of two levels described below.

What is your opinion on a proposed targeted rate to invest more to protect our environment?

Q3 Funding environmental initiatives	Option A - (\$21 p.a.)	Option B - (\$47 p.a.)	Do not support	Other option	Subs for question
Albert-Eden Local Board	20%	44%	21%	15%	1686
Devonport-Takapuna Local Board	23%	34%	31%	13%	937
Franklin Local Board	23%	30%	33%	14%	717
Great Barrier Local Board	12%	30%	15%	42%	33
Henderson-Massey Local Board	27%	34%	26%	13%	813
Hibiscus and Bays Local Board	25%	30%	30%	15%	1135
Howick Local Board	27%	22%	37%	13%	1221
Kaipātiki Local Board	23%	34%	26%	16%	1125
Māngere-Ōtāhuhu Local Board	27%	26%	28%	18%	306
Manurewa Local Board	26%	17%	42%	16%	406
Maungakiekie-Tāmaki Local Board	20%	38%	29%	14%	778
Ōrākei Local Board	25%	32%	29%	14%	1156
Ōtara-Papatoetoe Local Board	31%	19%	35%	15%	315
Papakura Local Board	24%	24%	38%	15%	396
Puketāpapa Local Board	29%	32%	24%	15%	375
Rodney Local Board	23%	27%	36%	14%	1530
Upper Harbour Local Board	25%	25%	38%	12%	659
Waiheke Local Board	18%	40%	24%	17%	212
Waitākere Ranges Local Board	18%	37%	18%	28%	891
Waitematā Local Board	20%	49%	18%	13%	1396
Whau Local Board	22%	37%	26%	16%	676

Column labelled ‘Subs for questions refers to the number of submissions received for that question



Q4. For this 10-year Budget we are proposing an average general rates increase of 2.5 per cent for the first two years and then 3.5 per cent for years three to ten. This will be used to fund our growing city. Without this level of rate increase, we would have to reduce existing services levels and defer or cut some currently planned projects.

What is your opinion on this proposed rates increase?

Q4 General rates increases	Support	Do not support	Other	Subs for question
Albert-Eden Local Board	60%	30%	10%	1624
Devonport-Takapuna Local Board	46%	43%	11%	916
Franklin Local Board	42%	44%	14%	704
Great Barrier Local Board	50%	33%	17%	30
Henderson-Massey Local Board	48%	40%	11%	806
Hibiscus and Bays Local Board	44%	45%	11%	1105
Howick Local Board	41%	49%	10%	1188
Kaipātiki Local Board	51%	39%	10%	1088
Māngere-Ōtāhuhu Local Board	49%	39%	13%	288
Manurewa Local Board	41%	47%	12%	397
Maungakiekie-Tāmaki Local Board	52%	39%	9%	767
Ōrākei Local Board	51%	37%	12%	1133
Ōtara-Papatoetoe Local Board	45%	45%	10%	313
Papakura Local Board	42%	47%	12%	386
Puketāpapa Local Board	53%	36%	11%	359
Rodney Local Board	37%	52%	12%	1495
Upper Harbour Local Board	40%	52%	8%	627
Waiheke Local Board	46%	43%	11%	197
Waitākere Ranges Local Board	58%	30%	12%	839
Waitematā Local Board	63%	27%	10%	1331
Whau Local Board	54%	37%	9%	659

Column labelled 'Subs for questions refers to the number of submissions received for that question



Q5. We are proposing that online accommodation providers (e.g. Airbnb properties) who let out their whole property (not just a room) for a certain number of days per year should pay business rates and the Accommodation Provider Targeted Rate (if the property is within a certain zone). This would mean they are treated the same way as other accommodation providers.

What is your opinion on this proposal?

Q5 On-line accommodation provider targeted rate	Support	Do not support	Other	Subs for question
Albert-Eden Local Board	72%	21%	7%	1436
Devonport-Takapuna Local Board	67%	27%	6%	861
Franklin Local Board	69%	25%	6%	661
Great Barrier Local Board	48%	39%	12%	33
Henderson-Massey Local Board	68%	25%	7%	755
Hibiscus and Bays Local Board	66%	27%	7%	1041
Howick Local Board	67%	26%	7%	1117
Kaipātiki Local Board	71%	23%	6%	1034
Māngere-Ōtāhuhu Local Board	70%	24%	6%	259
Manurewa Local Board	67%	27%	7%	383
Maungakiekie-Tāmaki Local Board	68%	24%	8%	716
Ōrākei Local Board	70%	24%	7%	1079
Ōtara-Papatoetoe Local Board	56%	36%	8%	304
Papakura Local Board	69%	25%	6%	383
Puketāpapa Local Board	71%	19%	10%	332
Rodney Local Board	60%	32%	8%	1433
Upper Harbour Local Board	64%	29%	8%	611
Waiheke Local Board	57%	37%	6%	175
Waitākere Ranges Local Board	71%	23%	6%	710
Waitematā Local Board	72%	20%	8%	1187
Whau Local Board	74%	21%	5%	613

Column labelled 'Subs for questions refers to the number of submissions received for that question