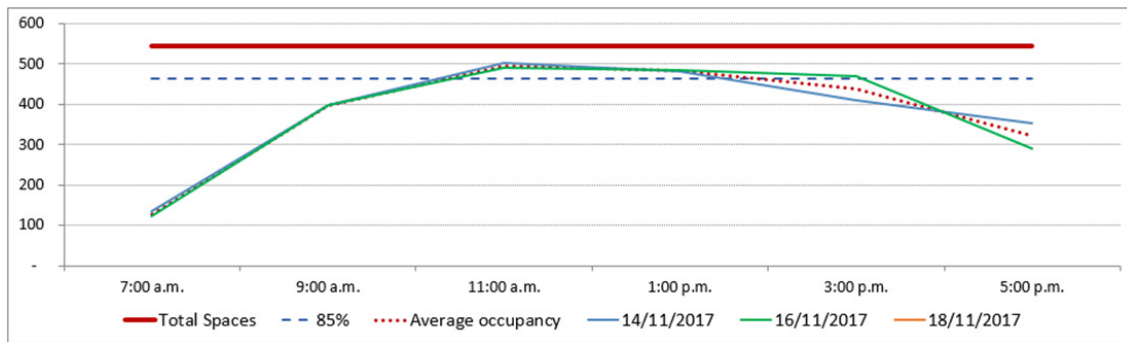


## Attachment B – Parking survey results

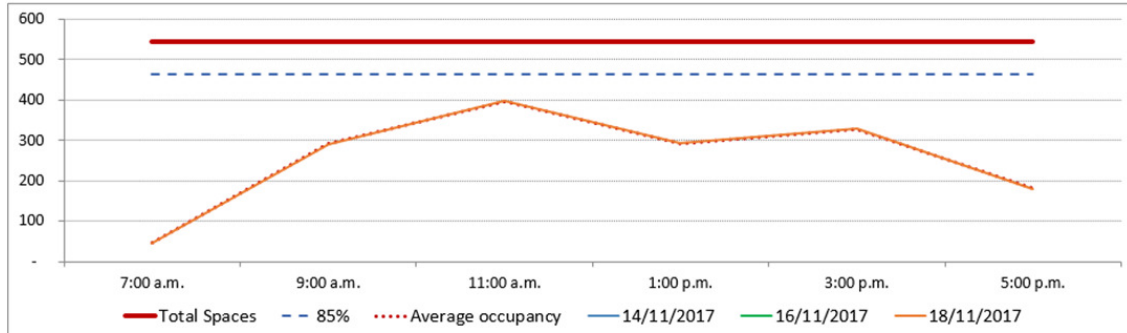
The parking survey was undertaken in the Auckland Domain by Auckland Transport in November 2017 on Tuesday 14<sup>th</sup>, Thursday 16<sup>th</sup> and Saturday 18<sup>th</sup>. The results showed that during the weekday surveys the average peak occupancy (usually 11am to 3pm) was 90% in all parking areas. During Saturday this average peak occupancy was 68%.

### Parking Utilisation – weekdays



Average No of Parks <sup>1</sup>	545		AO 7am to 11pm	48%
Average Occupancy	69%	378	AO 11pm to 3pm	90%
Average Peak Occupancy <sup>2</sup>	90%	490	AO 3pm to 7pm	70%
			Midnight*	1%

### Parking Utilisation – weekend

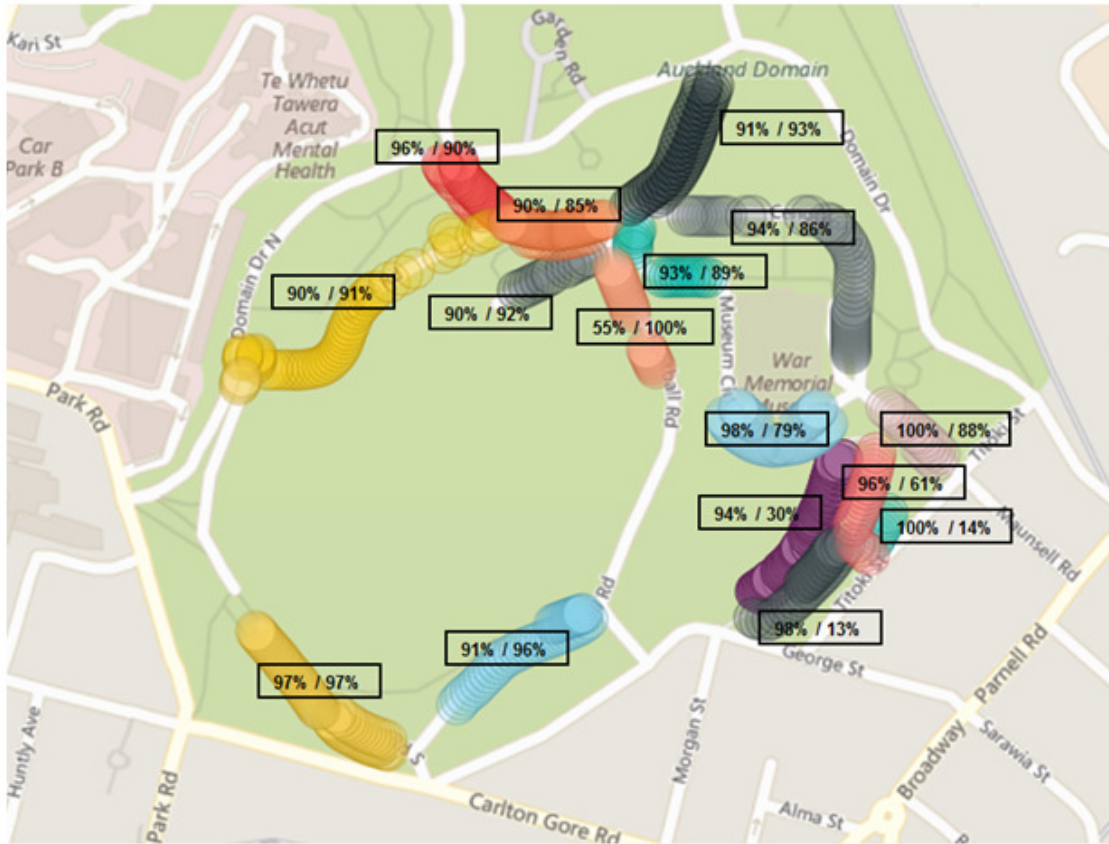


Average No of Parks <sup>1</sup>	545		AO 7am to 11pm	31%
Average Occupancy	47%	256	AO 11pm to 3pm	63%
Average Peak Occupancy <sup>2</sup>	67%	364	AO 3pm to 7pm	47%
			Midnight*	#DIV/0!

A further breakdown of the current parking behaviour is detailed in the following map. This indicates the various peak occupancy rates for the different areas surveyed. The first percentage figure represents the highest average peak occupancy on either the Tuesday or Thursday while the second percentage figure represents the average peak occupancy on the Saturday.

This highlights the high use of parking areas on the periphery of the Domain, particularly the Titoki St carpark during the week.

**Comparison of parking capacity figures from average peak occupancy (weekdays (Tuesday & Thursday) / weekend (Saturday))**



**Long stay parking**

The survey included an analysis of vehicle number plates which identified the use of the Domain for long stay parking.

Commuters, shown as the red dots on adjacent map, were defined as vehicles that stayed for at least 4 hours continuously in a parking space during the weekday survey period.

