

Annual Budget 2019/2020 consultation feedback report for Hibiscus and Bays Local Board

1. Purpose

This report summarises feedback relating to the Hibiscus and Bays Local Board received through the Annual Budget 2019/2020 consultation. This includes:

- Feedback on the Hibiscus and Bays Local Board priorities for 2019/2020
- Feedback on regional proposals in the Annual Budget 2019/2020 from people or organisations based in the Hibiscus and Bays local board area.

The feedback received will inform the Hibiscus and Bays Local Board decisions on allocation of their local budgets in their local board agreement for 2019/2020. It will also inform the Hibiscus and Bays Local Board advocacy and input on regional budgets and proposals that will be agreed at their business meeting on 17th April and subsequently discussed with the Finance and Performance Committee on 8th May 2019.

2. Overview

This report summarises consultation feedback on the Annual Budget 2019/2020 (including on local board priorities for 2019/2020).

Council received feedback in person at community engagement events, through written forms (including online and hard copy forms, emails and letters) and through social media.

Feedback on Hibiscus and Bays Local Board priorities for 2019/2020

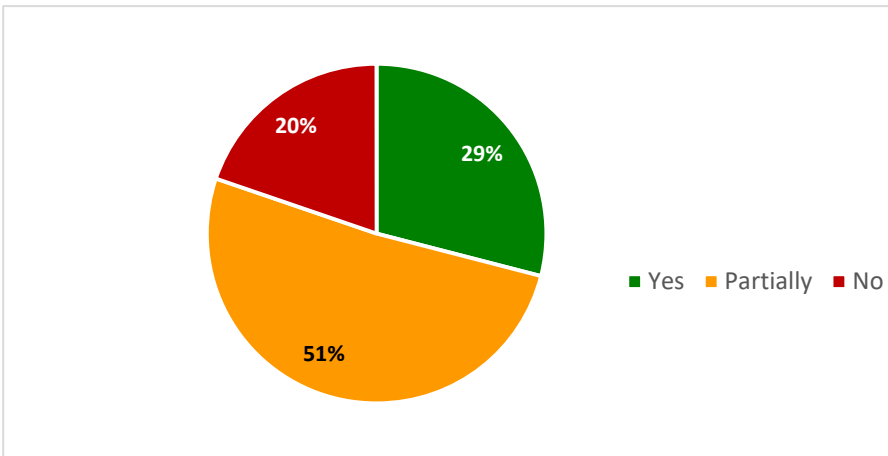
The local board consulted on the following priorities:

- continue to support our volunteers in environmental restoration work, including regular planting days and animal and plant pest control programmes
- building Local Paths (Greenways), to provide recreational and commuter connections with paths in Centennial Park first in line
- town centre improvements in Silverdale, Orewa, Browns Bay and Whangaparāoa
- slow zones to be introduced in Mairangi Bay and Torbay town centres to make them safe
- improving playgrounds, so they are fun for all age groups and abilities
- supporting local events and art centres that add vibrancy to our community

162 submissions were received on Hibiscus and Bays Local Board priorities for 2019/2020, showing that the majority of people either partially support (51%) or support (29%) the local board's priorities.

The most common themes for supporting the priorities were in regards to playground development, in particular in the Woodridge subdivision in Stanmore Bay development, and support to continue and increase funding to Centrestage Theatre.

Figure1: Breakdown of local support for the Hibiscus and Bays Local Board Priorities



Feedback on regional proposals in the Annual Budget 2019/2020 from the Hibiscus and Bays local board area

Out of the 2928 submissions received on the regional proposals in the Annual Budget 2019/2020, 243 submissions were from people living in the Hibiscus and Bays local board area.

Figures 2 and 3 below provide an overview of the level of support within the Hibiscus and Bays area for the regional proposals with the Annual Budget 2019/2020

Figure 2: Local feedback on changes to rates and fees

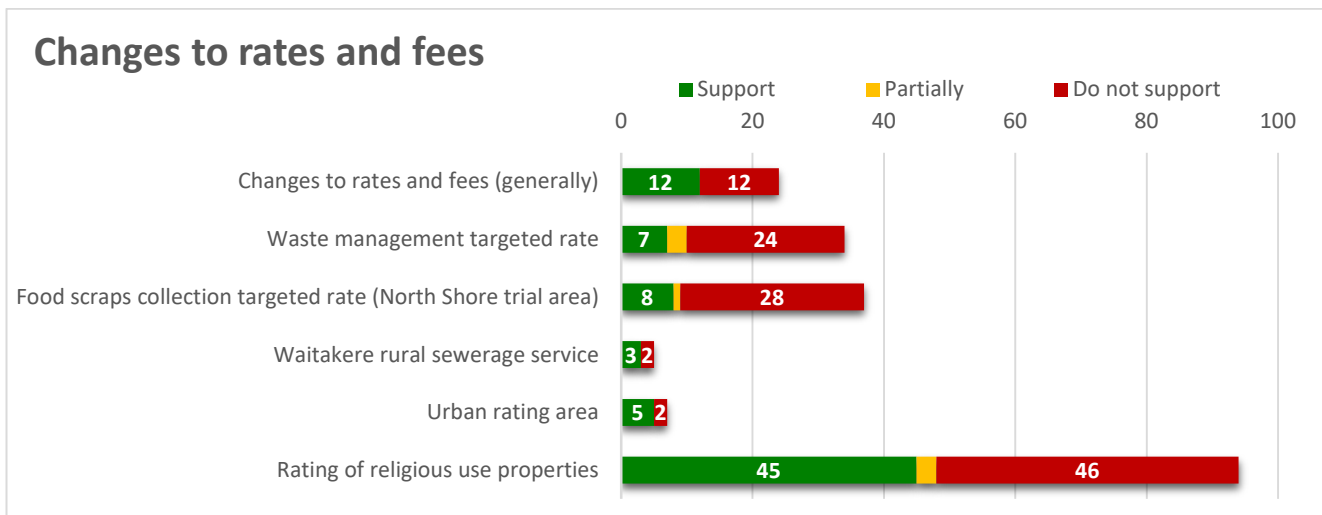
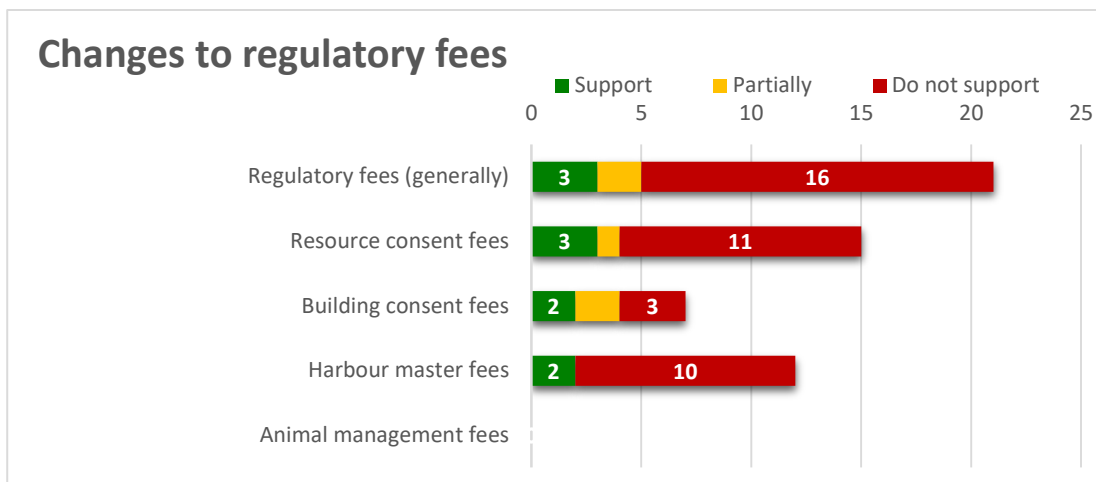


Figure 3: Local feedback on changes to regulatory fees



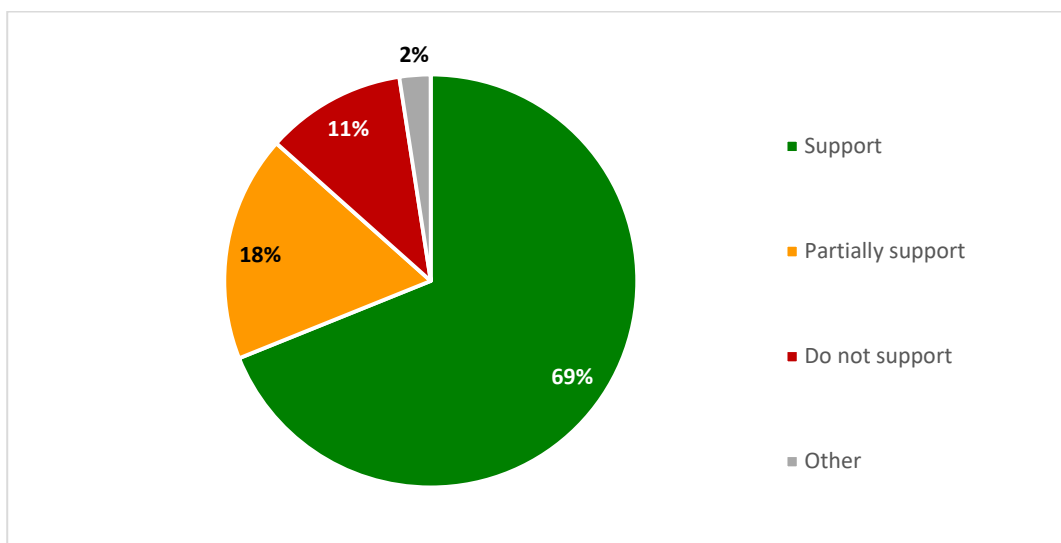
Draft Tūpuna Maunga o Tamaki Makaurau Authority – Operational Plan 2019/2020

No submissions or feedback was received from the Hibiscus and Bays area on the Draft Tūpuna Maunga o Tamaki Makaurau Authority – Operational Plan 2019/2020.

Feedback on the proposed amendment to the 10-year Budget 2018-2028 regarding property transfers

Out of the 2450 submissions received on the proposed amendment to the 10-year Budget 2018-2028 regarding property transfers, 166 submissions were from people living in the Hibiscus and Bays local board area.

Figure 4: Breakdown of local responses to the proposed amendment to the 10-year Budget 2018-2028 regarding property transfers



3. Context

Auckland Council consulted on its Annual Budget 2019/2020 and a proposed amendment to the 10-year Budget 2018-2028 regarding property transfers between 17th February and 17th March 2019.

The Annual Budget 2019/2020 must include a local board agreement for the Hibiscus and Bay Local Board, which sets out the priorities of the local board and how the agreed priorities are funded.

Auckland Council also consulted on the Our Water Future discussion document at the same time. The feedback received on this discussion document will be presented to the local board for their feedback at a later date.

Types of feedback

Overall Auckland Council received feedback from 6529 people in the consultation period. This feedback was received through:

- Written feedback – 5250 hard copy and online forms, emails and letters
- In person – 1246 feedback points were received from 65 events held. 14 of these were “Have Your Say” type events, the remaining were community events. There was a total of 2,278 attendees at these events.
- Social media – 25 feedback points were received through social media.

4. Feedback received on Hibiscus and Bays Local Board priorities for 2019/2020

The Hibiscus and Bays Local Board consulted on the following priorities:

1. Continue to support our volunteers in environmental restoration work, including regular planting days and animal and plant pest control programmes
 - Seven respondents specifically agreed with this priority
e.g. “need more effort on animal and plant pest control”
2. Building Local Paths (Greenways), to provide recreational and commuter connections with paths in Centennial Park first in line
 - ten respondents agreed with this priority
e.g. “need to fix the walkway between Mairangi Bay and Murray's Bay”
“The tracks and roading works need to be prioritize(sic) to help traffic flows and for public recreation”
3. Town Centre improvements in Silverdale, Orewa, Browns Bay and Whangaparaoa
 - Four respondents agreed with this priority
e.g. “There is always a need to ensure our Town Centres are looking good and pleasant for people and tourists to frequent”
4. Slow zones to be introduced in Mairangi Bay and Torbay town centres to make them safe
 - Comments regarding this priority as follows:

“They have spent some 18 months disorganizing the Torbay shopping precinct and now they have had a rethink and are coming back for a second go at it. Waste of time and money.”

“And 30 kms proposed speed limit in Mairangi Bay — you'd be lucky to go faster than 30 kms right now anyway!”

5. Improving playgrounds, so they are fun for all age groups and abilities

- Six respondents agreed with this priority, with a further 11 submissions requesting a playground at the Woodridge estate in Stanmore Bay.

e.g. “With three young boys, one of whom has special needs and requires frequent use of recreational areas in order to assist with low muscle tone, my family partially agrees with the priorities of the local board, primarily the focus on recreational spaces and commuter connections and the focus on ensuring that there are playgrounds which cater to mixed abilities and multi age groups”

“During the development of Woodridge Estate, the provision of playgrounds has been overlooked, and available land which has been vested to the council for this purpose remains undeveloped. This land is situated in an area with multiple access points to the surrounding community and is a commuter access pathway to public transport departing from Whangaparaoa town centre.

We would like to request that funding is allocated within the 19/20 local budget to build a fully fenced, mixed ability, multi age group community playground, catering for all children including those with disabilities.”

6. Supporting local events and art centres that add vibrancy to our community

- three respondents agreed with this priority, with a further 19 submissions specifically mentioning and supporting Centrestage Theatre

e.g. “ARTS! Please help our local theatre to stay open”

“Centrestage needs certainty of funding”

Key themes across all feedback received including responses to the Hibiscus and Bays Local Board’s 2019/2020 priorities are outlined in Table 1 below.

Table 1: Key local feedback themes and number of related comments

Theme	Count
Transport	45
Water	12
Regional Planning	12
Regional Community Services	10
Other Regional Services	29
Rating & Funding	35
Revenue & Finance	6
General Comments	15
LB Local planning	14
LB Local community services	15
LB Local parks, sport & recreation	24
LB Local arts, culture & events	21
LB Local environmental management	17

Feedback received through written submissions

162 submissions were received on Hibiscus and Bays Local Board priorities for 2019/2020, showing that the majority of submitters either partially support (51%) or support (29%) the local board's priorities.

Table 2: Are we on the right track with our priorities?

Response	Count	%
Yes	47	29%
Partially	83	51%
No	32	20%

Some submitters provided comments in response to the local board's priorities without indicating their level of support overall. The key themes from all submitter's comments have been summarised in **Table 1** of this report.

Feedback received through events

Hibiscus and Bays Local Board Members attended 2 community events; the Estuary Arts Centre Open Day and the Kite Day at Ridge Park, Long Bay. Local Board members spoke to 49 attendees at Estuary Arts Centre and 25 attendees at the Long Bay event. The responses to the question regarding our priorities at these events are noted in table 3.

Table 3: From Are we on the right track with our priorities?

Response	Count	%
Yes	42	94%
Partially	2	4%
No	1	2%

Feedback at events included

- requests to fix Orewa Beach
- improve playgrounds by providing shade and fences
- Build Penlink

Feedback received through social media channels

Four "Facebook" articles were posted to the Hibiscus and Bays Local Board facebook page, to promote awareness of the Annual Budget, however no feedback was received via the following social media channels:

- Facebook
- Twitter

Feedback on other local topics

Key themes across feedback received on local topics are outlined in Table 1 above. For a further breakdown of comments see **Attachment A** Feedback on other local topics – key themes

Requests for local funding

Requests for local funding included:

- Support for Centrestage Theatre
- Request to build a new playground at Woodridge estate, Stanmore Bay.

Information on submitters

The tables and graphs below indicate what demographic categories people identified with. This information only relates to those submitters who provided demographic information.

Figure 5: Local submission numbers by gender and age

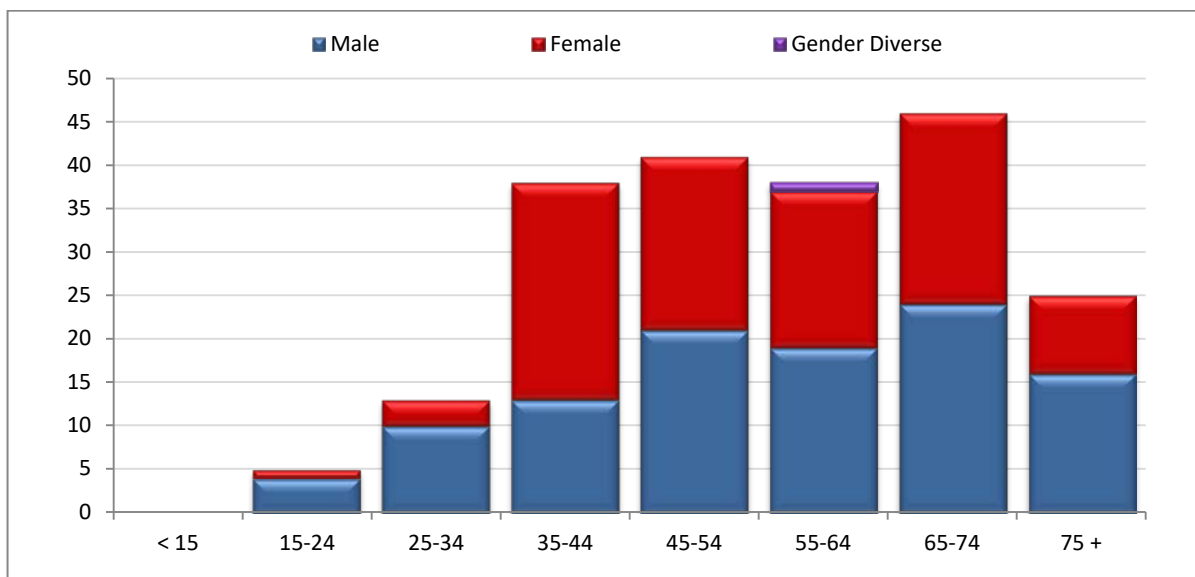


Table 4: Demographics (gender and age)

Demographics	Count	%
Gender	211	100%
Male	111	53%
Female	98	47%
Gender diverse	1	0%
Age	212	100%
14 years or younger	0	0%
15 - 24 years	5	2%
25 - 34 years	13	6%

35 - 44 years	37	18%
45 - 54 years	41	20%
55 - 64 years	38	18%
65 - 74 years	47	22%
75 years or older	29	14%

Figure 6: Local submission numbers by different ethnicities

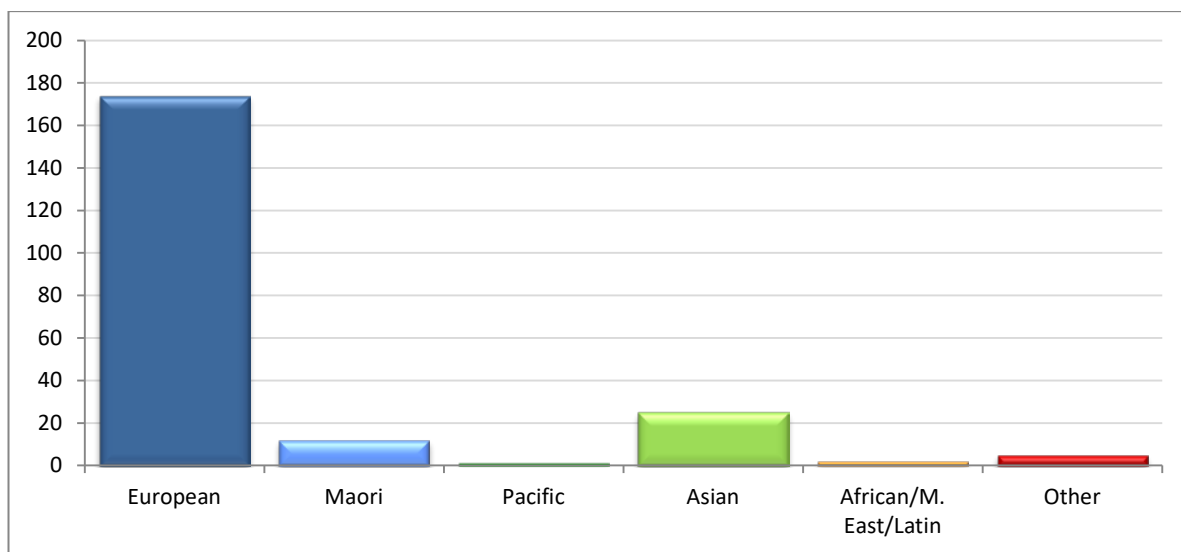


Table 5: Demographics (ethnicity)

Ethnicity	#	%
European	174	85%
Pakeha/NZ European	158	77%
Other European	16	8%
Maori	12	6%
Pacific	1	0%
Samoan	0	0%
Tongan	0	0%
Other Pacific	1	0%
Asian	25	12%
Chinese	8	4%
Indian	3	1%
Other Asian	14	7%
African/Middle Eastern/Latin	2	1%
Other	5	2%
Total people providing ethnicity	205	107%

5. Overview of feedback received on the Annual Budget from Hibiscus and Bays Local Board area

The Annual Budget 2019/2020 sets out priorities and how the priorities will be funded. The regional consultation on the proposed Annual Budget focused on a range of changes to specific rates and fees:

- Changes to rates and fees
 - Annual waste management changes
 - Food scraps targeted rate
 - Waitākere rural sewerage targeted rate
 - Urban boundary rating
 - Religious properties rates
 - Regulatory fees

Submissions received from the Hibiscus and Bays Local Board area on these key issues are summarised below.

Changes to rates and fees

Aucklanders were asked about a proposed small number of rating and fee changes.

Question 1: We are proposing a small number of rating and fee changes for 2019/2020

These changes include:

- *a \$20.67 increase to the annual waste management charge to cover increased costs*
- *extending the food scraps targeted rate to 2000 properties in the North Shore former trial area to whom the service is available*
- *phasing out the Waitākere rural sewerage service and targeted rate over a two-year period (2019/2020-2020/2021)*
- *adjusting the urban rating boundary to apply urban rates to 400 properties in recently urbanised areas (that receive the same services as their adjacent urban neighbours)*
- *not charging rates on some parts of the land owned by religious organisations, and*
- *an increase to some regulatory fees (such as resource consent, building control and mooring fees) to cover increased costs.*

Please tell us what you think about some or all of these changes

Changes to rates and fees

- **Changes to rates and fees (generally)**

There were 24 local responses to the proposal for changes to rates and fees generally, with a 50/50 split of support/do not support. Regionally, 65 per cent of respondents support the changes.

- **Annual waste management changes**

There were 34 local responses to the proposal of waste management targeted rate changes. Seventy per cent did not support the changes. Regionally, 67 per cent of respondents do not support the changes. Feedback comments illustrates a lack of support this annual charge, generally because it is an added charge to their rates, and they commented that they are already paying enough.

- **Food scraps targeted rate**

There were 37 local responses to the proposal for the food scraps targeted rate (North Shore trial area), with 76 per cent who do not support the changes. Regionally, 75 per cent of respondents do not support the changes. Feedback comments show common themes such as:

- Should be user pays
- Already compost or have a worm farm

- **Waitākere rural sewerage targeted rate**

There were 5 local responses to the proposal for the Waitakere rural sewerage targeted rate changes, with 60 per cent in support of the changes. Regionally, 59 per cent of respondents do not support the changes.

Comments were received from respondents that did not support the rate, because they live rurally with a septic tank.

- **Urban boundary rating**

There were 7 local responses to the question of support for the urban boundary rating changes, with 62 per cent in support of the changes. Regionally, 53 per cent of respondents do not support the change.

Feedback relates to fairness for all, so long as they all have the same services.

- **Religious properties rates**

There were 94 local responses to the proposal for the religious properties rating changes, 49 per cent of local respondents do not support the change. Regionally, 53 per cent of respondents do not support the change.

- **Regulatory fees**

There were 30 local responses to the proposal for the regulatory fees increase, 70 per cent of local respondents do not support the changes. Regionally, 83 per cent of respondents do not support the changes.

Table 6: Local feedback on changes to rates and fees

HIBISCUS and Bays				
Changes to rates and fees	TOTAL	Support	Partially	Do not support
Changes to rates and fees (generally)	24	12	0	12
Waste management targeted rate	34	7	3	24
Food scraps collection targeted rate (North Shore trial area)	37	8	1	28
Waitakere rural sewerage service	5	3	0	2
Urban rating area	7	5	0	2
Rating of religious use properties	94	45	3	46
Regulatory fees (generally)	30	5	4	21
Resource consent fees	17	2	4	11
Building consent fees	10	0	1	9

Harbour master fees	10	1	2	7
Animal management fees	0	0	0	0
Changes to rating and fees (generally)	12	0	12	0

Feedback on the draft Tūpuna Maunga o Tamaki Makaurau Authority – Operational Plan 2019/2020

No feedback was received from the Hibiscus and Bays Local Board area on the draft Tūpuna Maunga o Tamaki Makaurau Authority – Operational Plan 2019/2020.

6. Overview of feedback received on the proposed amendment to the 10-year Budget 2018-2028 regarding property transfers from Hibiscus and Bays Local Board area

The question and text below is directly from the feedback form. The feedback from the Hibiscus and Bays Local Board area is set out under the question.

Question 1:

Panuku is Auckland Council’s urban development agency and currently owns and manages about \$790 million of city centre waterfront properties. We are proposing to transfer the legal ownership of those properties to Auckland Council. Panuku would continue to manage the properties. The resulting ownership structure would reduce governance duplication, increase consistency with other development areas and maximise future flexibility. The city centre waterfront properties are strategic assets so we want to know what you think of the proposal.

What is your opinion about this proposal?

Table 7: Overview of local responses to the proposed amendment to the 10-year Budget 2018-2028 regarding property transfers

What is your opinion about this proposal?	Count	%
Support	113	69%
Partially support	29	18%
Do not support	18	11%
Other	4	2%

