

RODNEY LOCAL BOARD PLANS 2017-2020

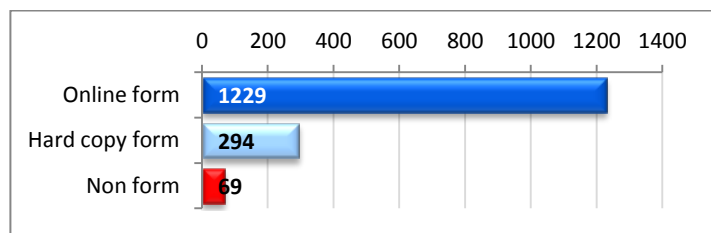
TOTAL SUBMISSIONS PROCESSED: 1592

The following information relates to Rodney Local Board Plan 2017-2020 submissions received and processed prior to 9 July 2017. This includes submissions via online form, hard copy form, letters or emails. Please note – all numbers are subject to change due to ongoing processing and quality checking.

SUBMISSION TYPE

1524 submissions received were from individuals and 68 organisations. In addition, 297 submissions were received providing region-wide feedback without addressing any issues specific to each local board plan.

SUBMISSION TYPE	#	%
Online form	1229	77%
Hard copy form	294	18%
Non form*	69	4%
Total	1592	100%



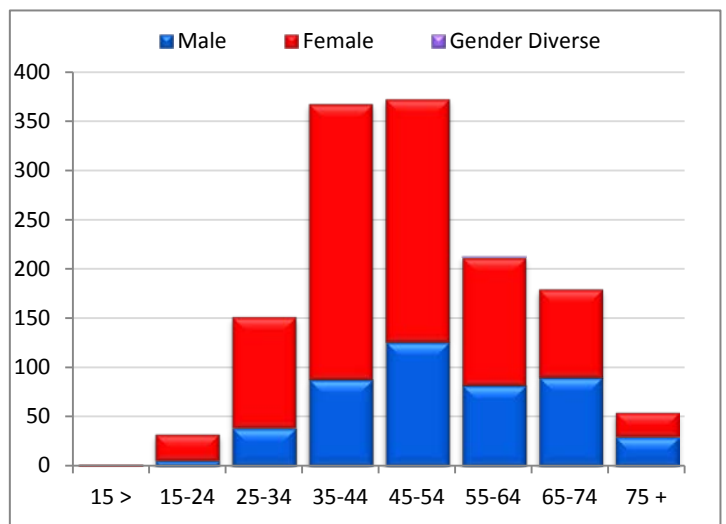
* Feedback received via anything other than a Council form (e.g. letter, email, pro forma)

DEMOGRAPHIC PROFILE

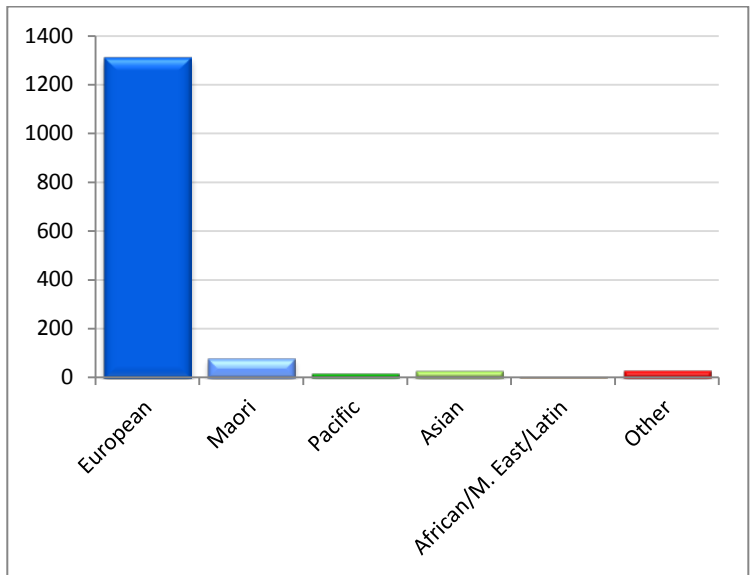
The tables and graphs on this page indicate what demographic categories people identified with. This information only relates to those submitters who provided demographic information.

GENDER	#	%
Male	463	33%
Female	921	66%
Gender diverse	1	0%
Total	1385	100%

AGE	Male	Female	Diverse	Total	%
< 15	0	2	0	2	0%
15 – 24	6	27	0	33	2%
25 – 34	39	113	0	152	11%
35 – 44	88	280	0	368	27%
45 – 54	126	247	0	373	27%
55 – 64	82	130	1	213	15%
65 – 74	90	90	0	180	13%
75 +	30	25	0	55	4%
				1378	100%



ETHNICITY	#	%
European	1313	95%
NZ European	1231	89%
Other European	82	6%
Maori	79	6%
Pacific	16	1%
Samoan	11	1%
Tongan	1	0%
Other Pacific	4	0%
Asian	26	2%
Chinese	13	1%
Indian	9	1%
Korean	1	0%
Other Asian	3	0%
African/Middle Eastern/Latin	3	0%
Other	28	2%
New Zealander/Kiwi	18	1%
Other	10	1%
Total Submitters	1379	*N/A

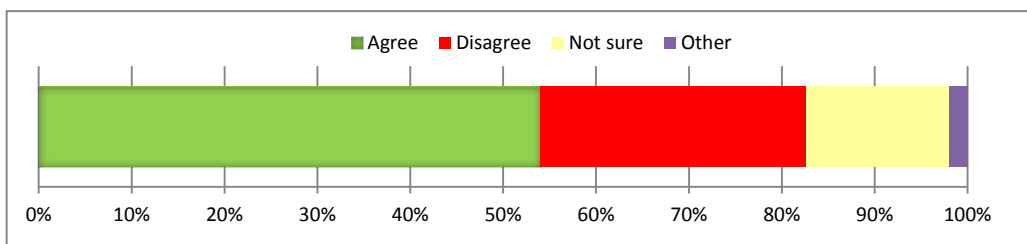


* Does not add to 100% due to some people selecting more than one ethnicity

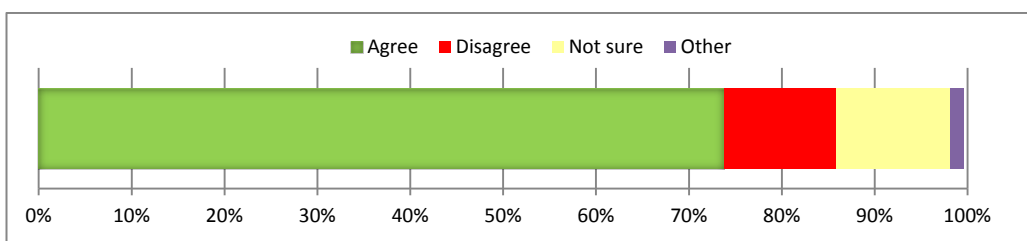
CONSULTATION QUESTIONS

The graphs below summarise responses to the consultation questions.

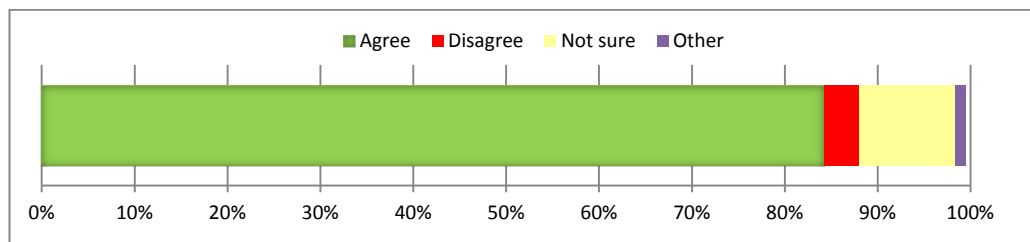
Q1 You continue to tell us that transport is a priority. One proposal is to investigate a targeted rate for residents. This would pay for transport improvements, park and ride facilities and public transport. (1414 processed)



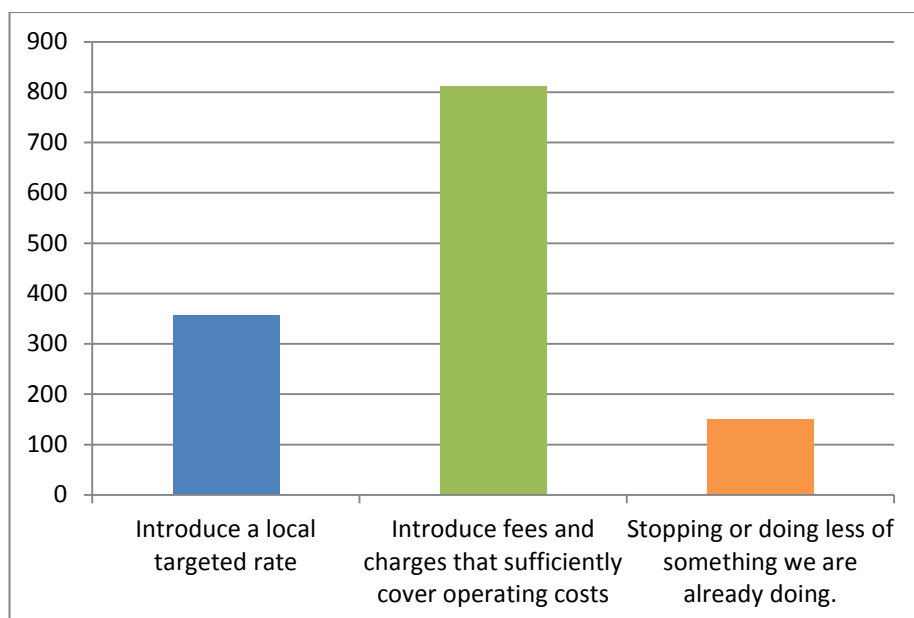
Q2 Rodney has been developing greenway plans for walking, cycling and bridle connections. We propose prioritising the funding to carry out these plans, which may include funding community groups or landowners. (1409 processed)



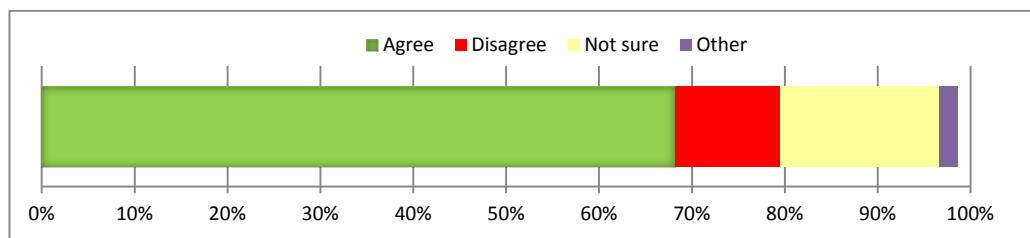
Q3 We are keen to support communities influencing the look, feel and function of local town centre spaces and places and being actively involved in improving them. (1406 processed)



Q4 We are advocating for a pool in Warkworth and multisport facilities in Warkworth and Kumeu-Huapai, but we don't currently have the funds to build these. Would you support the following to help fund these projects? (1317 processed)



Q5 We are considering improving the quality of harbours and waterways by focusing on riverbank planting and stock exclusion on a larger scale than before, and as a higher priority than other environmental work. (1395 processed)



Any other comments? (1395 processed)

