

WAITAKERE RANGES LOCAL BOARD PLANS 2017-2020

INTERIM UPDATE – DEMOGRAPHIC INFORMATION

TOTAL SUBMISSIONS PROCESSED: 239

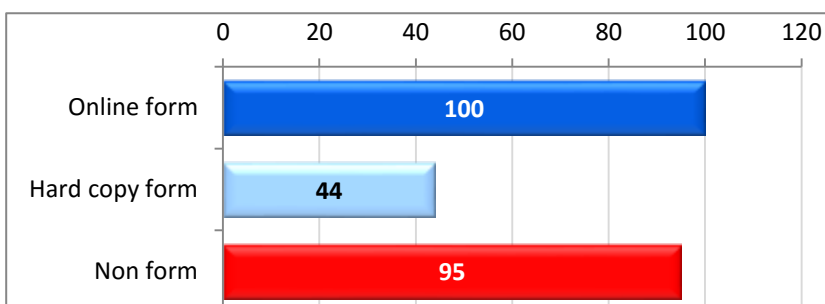
The following information relates to Waitakere Ranges Local Board Plans 2017-2020 submissions received and processed prior to 7 July 2017. This includes submissions via online form, hard copy form, letters or emails. In addition, 297 submissions were received providing region-wide feedback without addressing any issues specific to each local board plan.

SUBMISSION TYPE

24 submissions (10%) received were from organisations.

SUBMISSION TYPE		
Online form	100	42%
Hard copy form	44	18%
Non form*	95	40%
Total	239	100%

* Feedback received via anything other than a Council form (e.g. letter, email, pro forma)

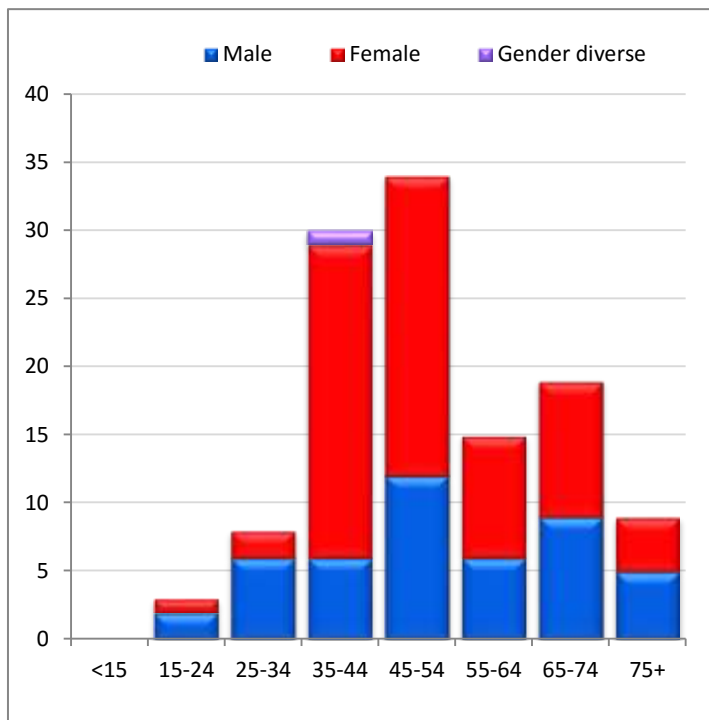


DEMOGRAPHIC PROFILE

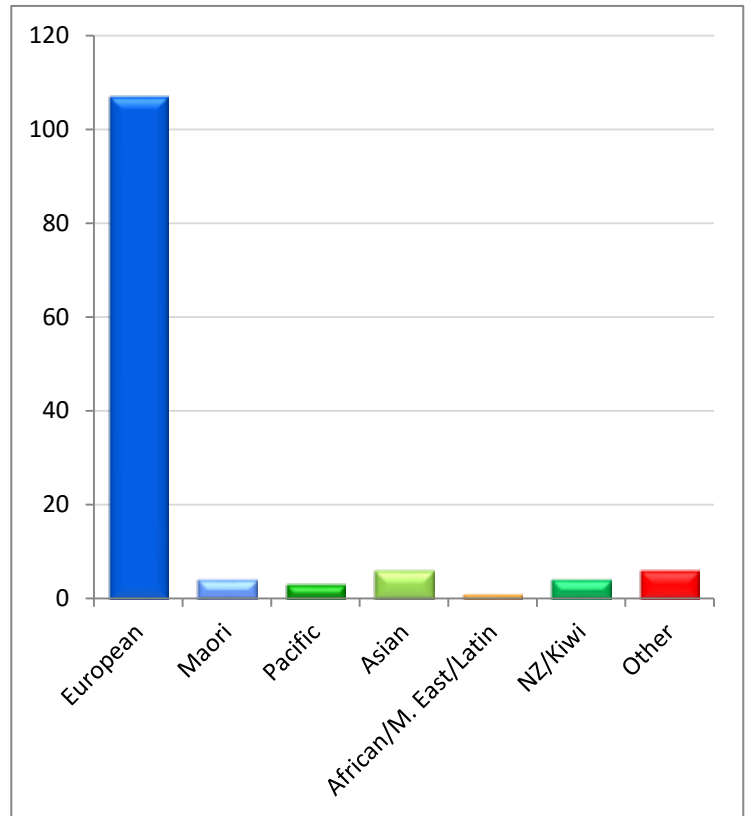
The tables and graphs on this page indicate what demographic categories people identified with. This information only relates to those submitters who provided demographic information.

GENDER	#	%
Male	46	38%
Female	73	61%
Gender diverse	1	1%
Total	120	100%

AGE	MALE	FEMALE	DIVERSE	TOTAL	%
<15	0	0	0	0	%
15 – 24	2	1	0	3	3%
25 – 34	6	2	0	8	7%
35 – 44	6	23	0	30	25%
45 – 54	12	22	0	34	29%
55 – 64	6	9	0	15	13%
65 – 74	9	10	0	19	16%
75+	5	4	0	9	8%
Total					100%



ETHNICITY	#	%
European	107	90%
NZ European	97	82%
Other European	10	8%
Maori	4	3%
Pacific	3	3%
Samoan	2	2%
Tongan	0	0%
Other Pacific	1	1%
Asian	6	5%
Chinese	2	2%
Indian	3	3%
Korean	0	0%
Other Asian	1	1%
African/Middle Eastern/Latin	1	1%
Other	6	5%
New Zealander/Kiwi	4	3%
Other	2	2%
Total	119	NA*



* Does not add to 100% due to some people selecting more than one ethnicity