

# 40 ANZAC STREET CAR PARK, TAKAPUNA

## PROPOSED CHANGE OF USE

### FEEDBACK OVERVIEW

**Total submissions received: 2,061**

The following information relates to feedback received and processed at Friday 22 September 2017.

#### SUBMISSION BY RESIDENT LOCAL BOARD

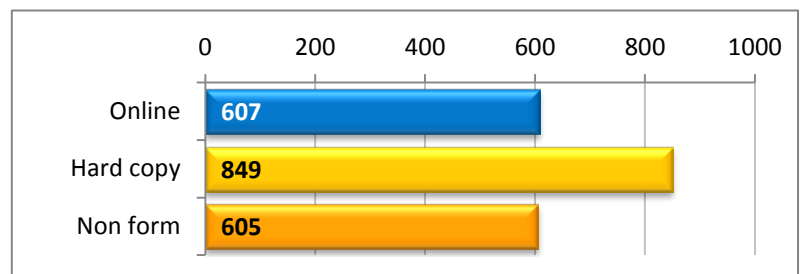
The table below indicates the total number of submissions received by the local board that submitters live in.

LOCAL BOARD	Organisations	Individuals	Total	Percentage
Devonport-Takapuna	28	744	772	38%
Kaipatiki	2	232	234	11%
Hibiscus and Bays	0	98	98	5%
Other	4	288	292	14%
Not supplied	0	665	665	32%
<b>TOTAL</b>	<b>34</b>	<b>2,027</b>	<b>2,061</b>	<b>100%</b>

#### SUBMISSION TYPE

The majority of submissions were received via hard copy form

SUBMISSION TYPE		
Online form	607	29%
Hard copy form	849	41%
Non form	605	29%
<b>Total</b>	<b>2,061</b>	<b>100%</b>



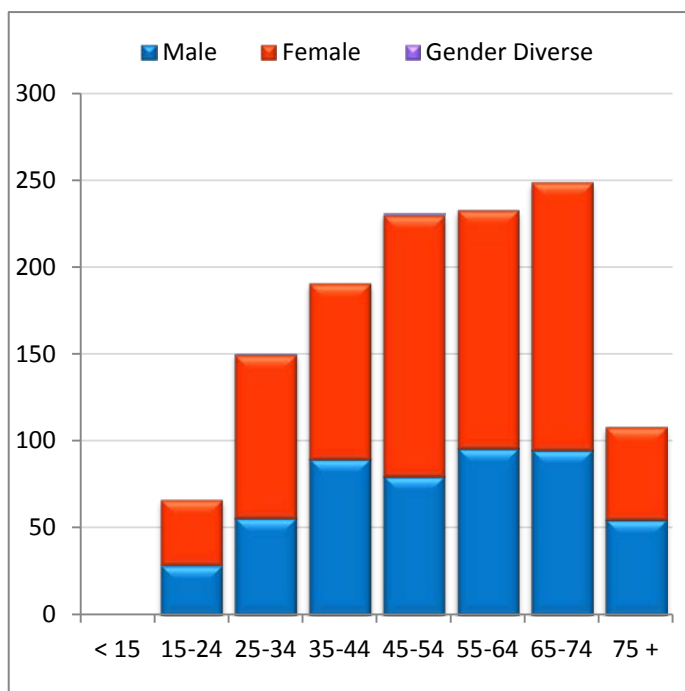
Note – non form includes emails and letters addressing the consultation, as well as online submissions organised by Generation Zero which followed the same format but did not come through the official online form.

## DEMOGRAPHIC INFORMATION

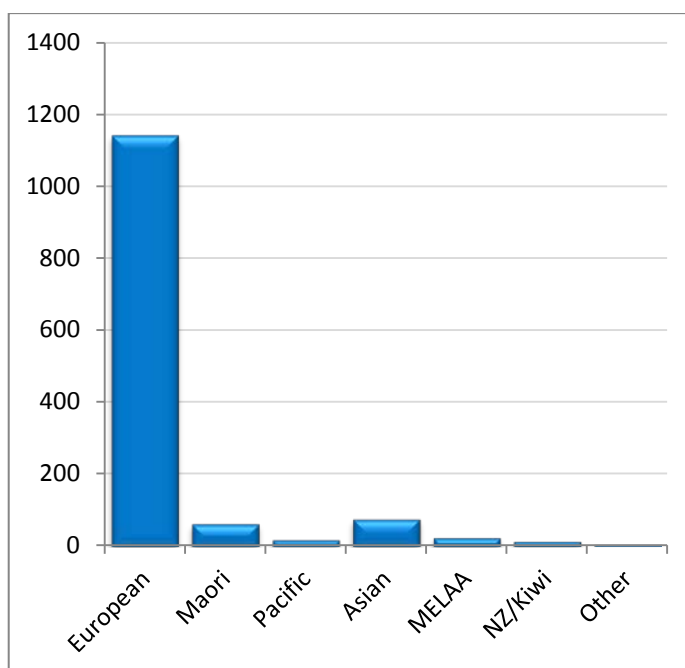
The table below indicates the demographic information people identified with when provided (note – the graphs only include a breakdown of those that provided demographic information).

GENDER		
Male	519	41%
Female	761	59%
Gender diverse	2	0%
<b>Total submitters providing data</b>	<b>1,282</b>	<b>100%</b>

AGE	Male	Female	Diverse	Total	%
< 15	0	0	0	0	0%
15 – 24	29	38	0	67	5%
25 – 34	56	94	1	152	12%
35 – 44	90	101	0	192	15%
45 – 54	80	150	1	235	18%
55 – 64	96	137	0	240	19%
65 – 74	95	154	0	258	20%
75 +	55	54	0	119	9%
<b>Total submitters providing data</b>				<b>1,263</b>	<b>100%</b>



ETHNICITY	#	%
<b>European</b>	<b>1,143</b>	<b>90%</b>
Pakeha/NZ European	1,073	85%
Other European	70	6%
<b>Maori</b>	<b>63</b>	<b>5%</b>
<b>Pacific</b>	<b>18</b>	<b>1%</b>
Samoan	12	1%
Tongan	4	0%
Other Pacific	2	0%
<b>Asian</b>	<b>76</b>	<b>6%</b>
Chinese	38	3%
Korean	13	1%
Indian	0	0%
Other Asian	25	2%
<b>African/Middle Eastern/Latin</b>	<b>24</b>	<b>2%</b>
<b>Other</b>	<b>18</b>	<b>1%</b>
New Zealander/Kiwi	14	1%
Other	4	0%
<b>Total submitters providing data</b>	<b>1,263</b>	<b>NA</b>



## CONSULTATION FEEDBACK

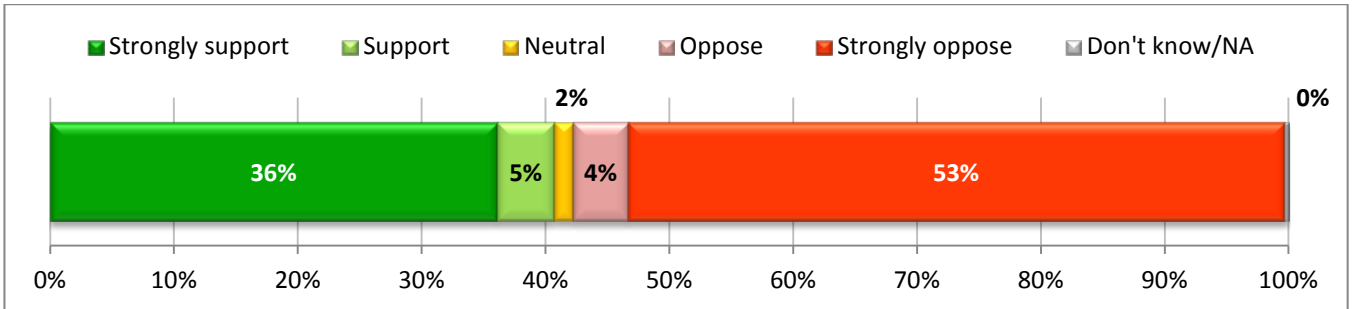
### Q1 How do you feel about changing the use of 40 Anzac Street car park form a single –level asphalt car park to an area of mixed development?

Submitters were asked to select one of the following response options.

(n=2,061 responses)

RATING	TOTAL	%
Strongly Support	744	36%
Support	94	5%
Neutral	31	2%
Oppose	91	4%
Strongly oppose	1,092	53%
Don't know/NA	9	0%

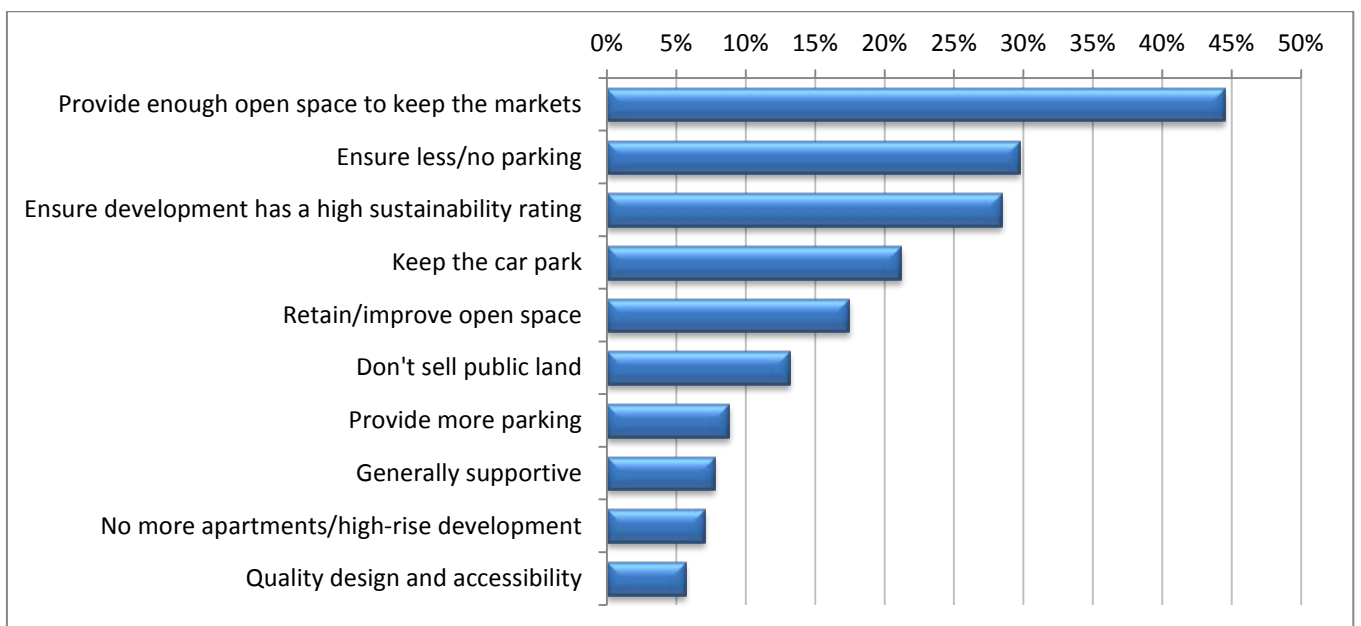
SUMMARY
Overall, 57% were opposed to the proposal while 41% were supportive.
There were strong differences in the different channels.
Most hard copy forms appear to have been captured by the Takapuna Action Group from people attending the markets, with 95% of those submitters opposed the proposal.
In contrast, non forms were mostly captured by Generation Zero and 98% of those submitters supported the proposal.
Of those submitting via the regular online form, 62% were opposed while 34% were supportive.



### Q2 Do you have any concerns about the proposal?

Submitters were asked to provide a free text response. The table below shows the most common themes provided in those responses.

(n=2,061 responses)



THEMES	TOTAL
Provide enough open space to keep the markets	44%
Ensure less/no parking	30%
Ensure development has a high sustainability rating	28%
Keep the car park	21%
Retain/improve open space	17%
Don't sell public land	13%
Provide more parking	9%
Generally supportive	8%
No more apartments/high-rise development	7%
Quality design and accessibility	6%
Negatively affects Takapuna businesses	5%
Concerned about the process	5%
Generally opposed	5%
Keep the character of Takapuna	4%
Improve/promote public transport	4%
Suggest underground parking	4%
Housing and infrastructure	3%
Not Council land to sell	2%
Improve/promote walking/cycling options	2%
Support redeveloping space for public use	2%
Suggest alternative development site	2%
Better uses for the land	2%
Support Gasometer site for alternative parking	2%
Continue market at new location	2%
Do not support Gasometer site for alternative parking	2%
Lack of information	2%
Other	1%
Environmental concerns	1%
Impact on economic growth	1%
Concerned about surrounding reserve/gardens	<0%
Provide better facilities for markets	<0%
Develop south end of site only	0%