

10-year Budget 2018-2028 and Auckland Plan 2050 consultation feedback report for Hibiscus and Bays Local Board

1. Purpose

This report summarises feedback relating to the Hibiscus and Bays Local Board received through the 10-year Budget 2018-2028 and Auckland Plan 2050 consultation. This includes:

- Feedback on the Hibiscus and Bays Local Board priorities for 2018/2019.
- Feedback on regional proposals in the 10-year Budget 2018-2028 and Auckland Plan 2050 from people or organisations based in the Hibiscus and Bays Local Board area.

The feedback received will inform the Hibiscus and Bays Local Board's decisions on allocation of their local budgets in their local board agreement for 2018/2019. It will also inform the Hibiscus and Bays Local Board input and advocacy on regional budgets and proposals that will be agreed at their business meeting on 3 May 2018 and subsequently discussed with the Finance and Performance Committee on 17/18 May 2018.

2. Executive Summary

This report summarises consultation feedback on the 10-year Budget 2018-2028 (including on local board priorities for 2018/2019) and the Auckland Plan 2050.

Council received feedback in person at community engagement events, through written forms (including online and hard copy forms, emails and letters) and through social media.

Feedback on Hibiscus and Bays Local Board Local Board priorities for 2018/2019

The local board consulted on the following five priorities:

- Priority 1: Reviewing the way we assess and allocate local contestable grants for events and activities within local board area.
- Priority 2: Implementation of the Mairangi Bay Reserves Development Plan projects including closing the beachfront section of Montrose Terrace and providing a connecting road with angle parking at the back of the reserve to provide more open space.
- Priority 3: Allocation of funding for promotional information to encourage community and visitor use of the Gulf Harbour weekend ferry service trial.
- Priority 4: Working with partners to facilitate local employment opportunities in Silverdale
- Priority 5: Our key advocacy project to address coastal erosion and protect Orewa Beach Esplanade and reserves.

1267 written submissions were received on Hibiscus and Bays Local Board priorities for 2018/2019, showing that the majority of people either partially support (51%) or support (27%) the local board's priorities.

Feedback on regional proposals in the 10-year Budget 2018-2028 from the Hibiscus and Bays Local Board area

Issue 1: Transport

Feedback shows 48% of local people do not support introducing a Regional Fuel Tax whilst 44% support and 8% indicated 'other'.

Issue 2: Natural Environment – Water quality targeted rate

Feedback shows 65% of local people support a targeted rate for cleaning up our harbours, beaches and streams, 26% do not support and 8% indicated 'other'

Environmental Initiatives – targeted rate

Feedback shows 55% of local people support a targeted rate to fund environmental initiatives, however only 30% support the higher Option B at \$47p.a. 25% supported Option A at \$21 p.a., whilst 30% did not support either and 15% indicated 'other'.

Issue 3: Rates and charges

Feedback shows 45% of local people do not support an average general rates increase of 2.5% for the first two years and then 3.5% for three years. 44% support it and 11% indicated 'other'.

On-line accommodation provider targeted rate

Feedback shows 66% of local people support a targeted rate for Online Accommodation Providers whilst 27% did not support it and 7% indicated 'other'.

Feedback on the Auckland Plan 2050 from the Hibiscus and Bays Local Board area

Outcome area 1: Belonging and participation (An inclusive Auckland)

Feedback shows 45% of local people support and 34% partially support 'An inclusive Auckland'. 21% did not support this outcome.

Outcome area 2: Māori identity and wellbeing (Maori Well-being)

Feedback shows 37% support of local people and 28% partially support 'Maori well-being'. 35% did not support this outcome.

Outcome area 3: Homes and places (Affordable homes)

Feedback shows 40% of local people partially support and 34% support 'Affordable Homes'. 26% did not support this outcome.

Outcome area 4: Transport and access (Moving easily around Auckland)

Feedback shows 45% of local people support and 36% partially support 'Moving easily around Auckland'. 19% did not support this outcome.

Outcome area 5: Environment and cultural heritage (Protecting and enhancing our environment)

Feedback shows 54% of local people support and 33% partially support 'Protecting and enhancing our environment'. 13% did not support this outcome.

Outcome area 6: Opportunity and prosperity (Equipping people for future jobs)

Feedback shows 45% of local people support and 36% partially support 'Equipping people for future jobs'. 19% did not support this outcome.

Development Strategy (Shaping our growth)

Feedback shows that 39% of local people support and 38% partially support 'Shaping our growth'. 23% did not support this strategy.

3. Context

Auckland Council consulted on its 10-year Budget 2018-2028 and the Auckland Plan 2050 between 28 February and 28 March 2018.

The 10-year Budget 2018-2028 sets out our priorities and how we're going to pay for them. The Auckland Plan 2050 sets our long-term direction and looks at the important challenges we need to address.

The 10-year Budget also includes information on each local board's priorities for 2018/19. These priorities have been informed by the development of the Hibiscus and Bays Local Board Plan 2017.

Auckland Council also consulted on the Regional Pest Management Strategy and the Waste Management and Minimisation Strategy at the same time. The feedback received to these plans will be presented at a later date.

Types of feedback

Overall Auckland Council received feedback through the following channels:

- Written feedback – 26,556 hard copy and online forms, emails and letters.
- In person – council interacted with a total of 5,374 people through 39 have your say events and 61 community events.
- Social media – 114 comments were received through Facebook and Twitter.

4. Feedback received on Hibiscus and Bays Local Board priorities for 2018/2019

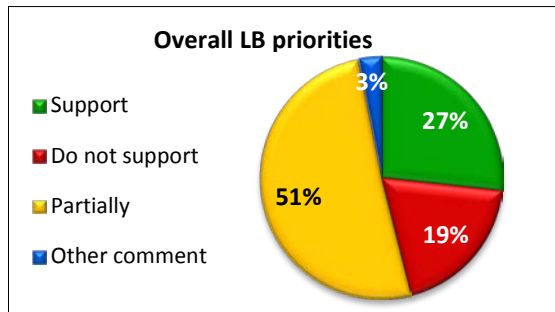
The Hibiscus and Bays Local Board consulted on the following five priorities:

- Priority 1: Reviewing the way we assess and allocate local contestable grants for events and activities within local board area.
- Priority 2: Implementation of the Mairangi Bay Reserves Development Plan projects including closing the beachfront section of Montrose Terrace and providing a connecting road with angle parking at the back of the reserve to provide more open space.
- Priority 3: Allocation of funding for promotional information to encourage community and visitor use of the Gulf Harbour weekend ferry service trial.
- Priority 4: Working with partners to facilitate local employment opportunities in Silverdale
- Priority 5: Our key advocacy project to address coastal erosion and protect Orewa Beach Esplanade and reserves.

A summary of the feedback received through each channel is provided below.

Feedback received through written submissions

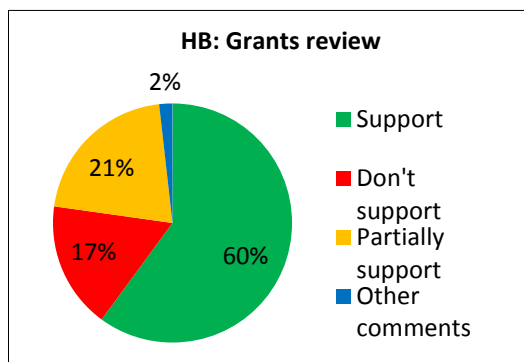
1,059 submissions were received on Hibiscus and Bays Local Board priorities for 2018/19, showing that the majority of people either partially support (51%) or support (27%) the local board's priorities. 19% did not support them and 3% indicated 'other'.



	#	%
Support	283	27%
Do not support	205	19%
Partially	538	51%
Other comment	33	3%
	1059	100%

Priority 1: Reviewing the way we assess and allocate local contestable grants for events and activities within local board area.

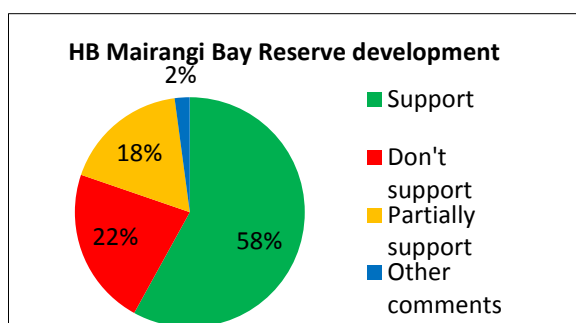
Feedback shows 60% of people support and 21% partially support a review of the grants process.



	#	%
Support	438	60%
Don't support	125	17%
Partially support	153	21%
Other comments	13	2%
	729	100%

Priority 2: Implementation of the Mairangi Bay Reserves Development Plan projects including closing the beachfront section of Montrose Terrace and providing a connecting road with angle parking at the back of the reserve to provide more open space.

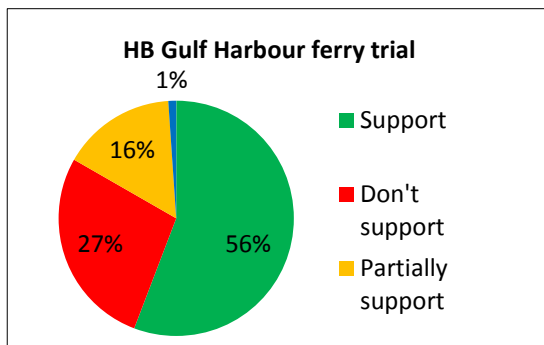
Feedback shows 58% of people support and 18% partially support implementation of the Mairangi Bay Reserve development plan.



	#	%
Support	441	58%
Don't support	169	22%
Partially support	134	18%
Other comments	16	2%
	760	100%

Priority 3: Allocation of funding for promotional information to encourage community and visitor use of the Gulf Harbour weekend ferry service trial.

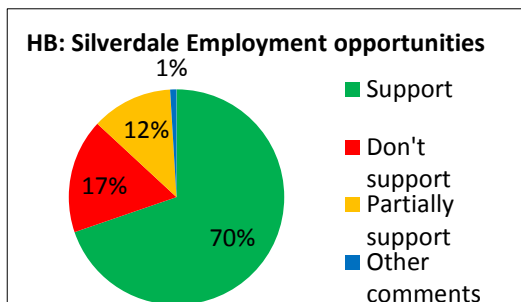
Feedback shows 56% of people support and 16% partially support allocation of funding for promotional information on a weekend Gulf Harbour ferry trial.



	#	%
Support	471	56%
Don't support	232	27%
Partially support	132	16%
Other comments	9	1%
	844	100%

Priority 4: Working with partners to facilitate local employment opportunities in Silverdale

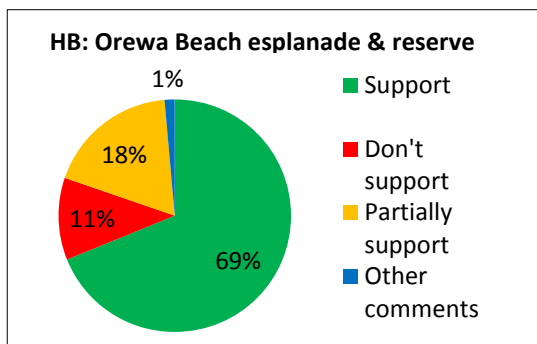
Feedback shows 70% of people support and 12% partially support working with partners to facilitate employment opportunities in Silverdale.



	#	%
Support	585	70%
Don't support	144	17%
Partially support	102	12%
Other comments	8	1%
	839	100%

Priority 5: Our key advocacy project to address coastal erosion and protect Orewa Beach Esplanade and reserves.

Feedback shows 69% of people support and 18% partially support the local board's key advocacy project to address coastal erosion and protect Orewa Beach esplanade and reserves.



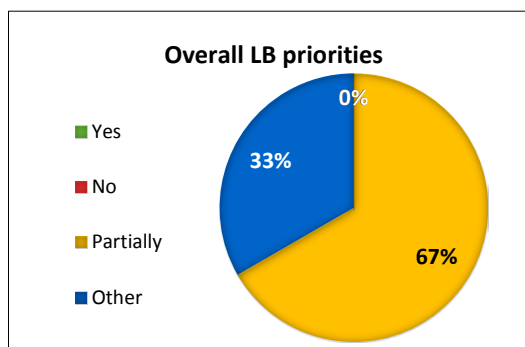
	#	%
Support	590	69%
Don't support	98	11%
Partially support	157	18%
Other comments	12	1%
	857	100%

Written feedback included 449 pro forma submissions from the following four groups:

- Auckland Ratepayers Alliance
- Forest and Bird
- Generation Zero
- Grey Power North Shore.

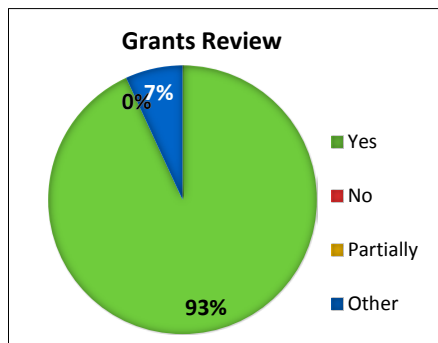
Feedback received through events

The Hibiscus and Bays Local Board held three community events including a Have Your Say event at Te Herenga Waka o Orewa marae. Feedback was received from 189 people.

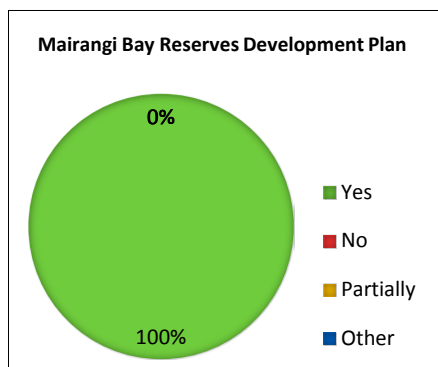


	#	%
Yes	0	0%
No	0	0%
Partially	2	67%
Other	1	33%

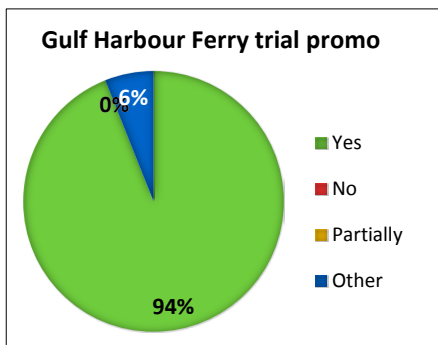
Feedback received by priority through events is as follows:



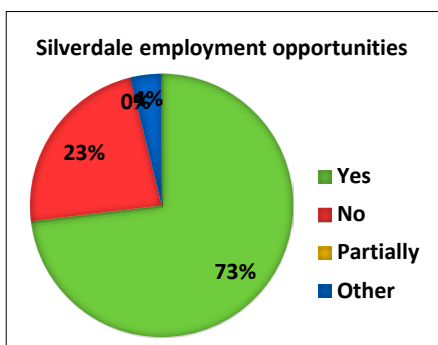
	#	%
Yes	54	93%
No	0	0%
Partially	0	0%
Other	4	7%



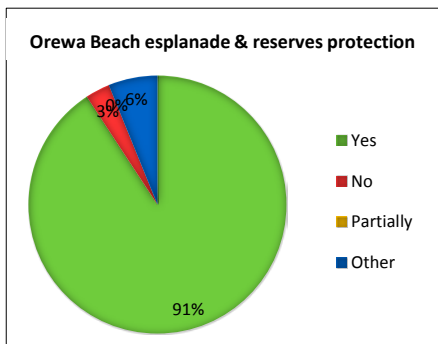
	#	%
Yes	8	100%
No	0	0%
Partially	0	0%
Other	0	0%



	#	%
Yes	109	94%
No	0	0%
Partially	0	0%
Other	7	6%



	#	%
Yes	38	73%
No	12	23%
Partially	0	0%
Other	2	4%



	#	%
Yes	59	91%
No	2	3%
Partially	0	0%
Other	4	6%

Feedback received through social media channels

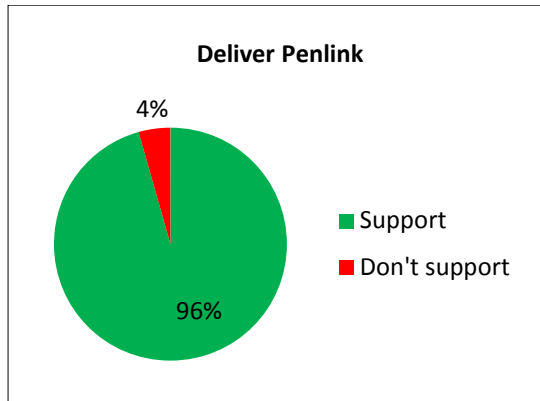
Feedback was received from the following social media channels:

- 59 from the Hibiscus and Bays Local Board Facebook page, with 111 'likes' to the comments.

Feedback on other local topics

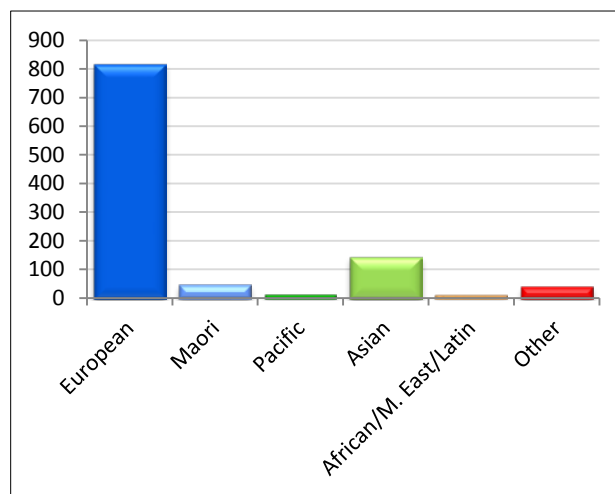
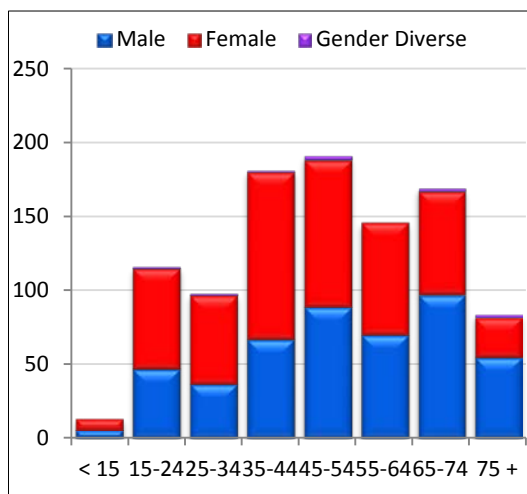
Key themes across feedback received on other local topics include:

- 273 submission points were received on the need for Penlink to be delivered, with 96% in support.



Information on submitters

The tables and graphs below indicate what demographic categories people identified with. This information only relates to those submitters who provided demographic information.



5. Overview of feedback received on the 10-year Budget from Hibiscus and Bays Local Board area

The 10-year Budget 2018-2028 sets out our priorities and how we're going to pay for them. The regional consultation on the proposed 10-year Budget focused on four key issues:

- Issue 1: Transport
- Issue 2: Natural Environment
- Issue 3: Rates and charges
- Issue 4: Other changes and budget information

The written submissions received from the Hibiscus and Bays Local Board area on these key issues is summarised below, along with an overview of any other areas of feedback on regional proposals with a local impact.

Issue 1: Transport

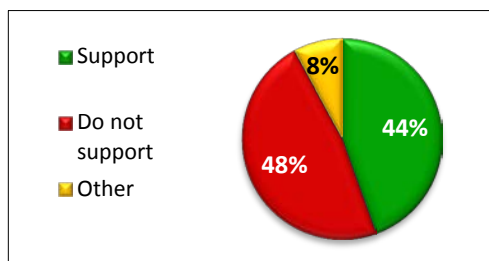
Aucklanders were asked their opinion on whether they would support a regional fuel tax to help pay for improvements to the transport system.

Question 1: We want to improve our transport system. As the population grows, congestion (and the pollution it creates) is getting worse, safety is declining and businesses are struggling to move freight and people. We are proposing that a regional fuel tax of 10 cents per litre (plus GST) be used to raise more funding for transport projects and services.

What is your opinion on the proposal to introduce a regional fuel tax to help pay for improvements to the transport system?

The graph below gives an overview of the responses from the Hibiscus and Bays Local Board area.

Total submissions		1124
	#	%
Support	500	44%
Do not support	535	48%
Other	89	8%



Issue 2: Natural environment – Water quality targeted rate

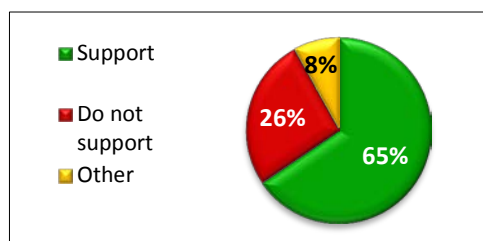
Aucklanders were asked whether they would support a water quality targeted rate

Question 2: Our harbours, beaches and streams are being polluted by overflows from ageing sewerage and stormwater systems that can't cope with heavy rainfall and from contaminants washed into natural waterways. We want to improve our infrastructure to address this problem. Under current budgets this would take 30 years to achieve. We propose to introduce a new targeted rate to increase our funding of water infrastructure and speed up delivery of cleaner harbours, beaches and streams to 10 years. Our proposed targeted rate would cost the average residential ratepayer \$66 per year (\$1.30 per week), although this will vary based on your property value.

What is your opinion on this proposed targeted rate to speed up the delivery of cleaner harbours, beaches and streams?

The graph below gives an overview of the responses from the Hibiscus and Bays Local Board area.

Total submissions		1118
	#	%
Support	732	65%
Do not support	296	26%
Other	90	8%



Environmental initiatives – targeted rate:

People were also asked if they supported a natural environment targeted rate. Two options (A and B) were provided for the natural environment targeted rate.

Question 3: Auckland’s rapid growth is putting pressure on the environment, as is the spread of pests, weeds and diseases that are threatening many of our native species. Approximately two-thirds of Auckland’s local native species are under threat of extinction.

Our proposal is to invest more in environment initiatives and to fund this through a targeted rate (based on your property value) at one of two levels described below.

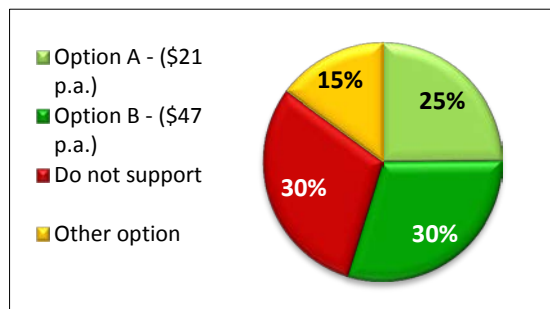
Option A – a targeted rate of an average rate of \$21 per year per residential ratepayer. This increase would allow us to make limited improvements to environmental protection, mainly focusing on kauri dieback disease.

Option B – a targeted rate of an average rate of \$47 per year per residential ratepayer. This increase would allow us to spend more on tackling kauri dieback disease, and allow us to better protect our native species and ecosystems.

What is your opinion on a proposed targeted rate to invest more to protect our environment?

The graph below gives an overview of the responses from the Hibiscus and Bays Local Board area.

Total submissions		1135
	#	%
Option A - (\$21 p.a.)	282	25%
Option B - (\$47 p.a.)	340	30%
Do not support	344	30%
Other option	169	15%



Issue 3: Rates and charges – Proposed rates increases

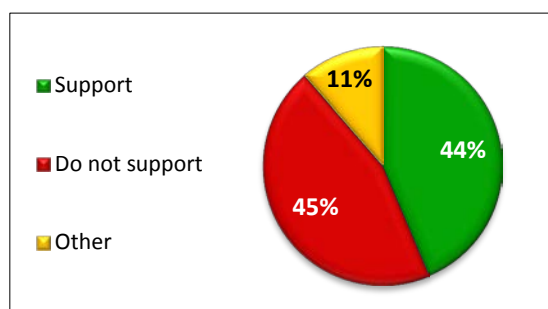
People were asked about a proposed rates increase of 2.5 percent for the first two years and 3.5 percent for years three to 10.

Question 4: For this 10-year Budget we are proposing an average general rates increase of 2.5 per cent for the first two years and then 3.5 per cent for years three to 10. This will be used to fund our growing city. Without this level of rate increase, we would have to reduce existing service levels and defer or cut some currently planned projects.

What is your opinion on this proposed rates increase?

The graph below gives an overview of the responses from the Hibiscus and Bays Local Board area.

Total submissions		1105
	#	%
Support	482	44%
Do not support	498	45%
Other	125	11%



Online Accommodation Provider Targeted Rate

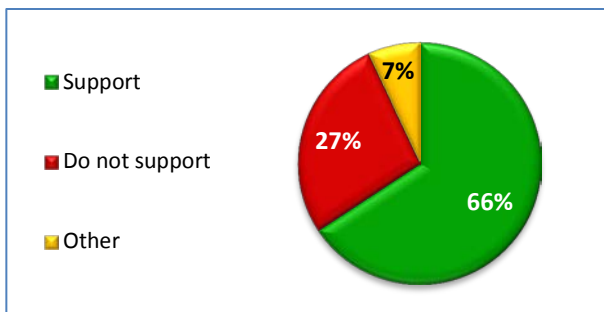
Secondly people were asked about whether online accommodation providers that meet particular thresholds should pay business rates and the Accommodation Provider Targeted Rate.

Question 5: We are proposing that online accommodation providers (e.g. Airbnb properties) who let out their whole property (not just a room) for a certain number of days per year should pay business rates and the Accommodation Provider Targeted Rate (if the property is within a certain zone). This would mean they are treated the same way as other accommodation providers.

What is your opinion on this proposal?

The graph below gives an overview of the responses from the Hibiscus and Bays Local Board area.

Total submissions		1041
	#	%
Support	684	66%
Do not support	285	27%
Other	72	7%



Issue 4: other changes and budget information

Aucklanders were asked if they had any other feedback on matters in the consultation document.

Question 7: Please provide any other feedback on other matters in the consultation document or supporting information, such as changes to waste service charges (targeted rate to fund food waste collection service and standardisation of user-pays refuse collection), Tūpuna Maunga Authority Draft Operational Plan or the proposal to disestablish Auckland Council Investments Limited.

Feedback on other regional proposals with a local impact

Feedback was received from the Hibiscus Coast Youth Council requesting \$100,000 as an annual grant from regional funding for their operations.

The following table provides a snapshot of the other themes people commented on in a regional context.

Theme	Count
36. Roads and footpaths	113
37. Public transport and travel demand management	482
38. Transport key projects	130
39. Water supply	7
40. Waste water treatment and disposal	10
41. Storm water management	29
42. Regional planning	69
43. Regulatory services	13
44. Solid waste and environmental services	224
45. Regional community services	233
46. Auckland emergency management	1
47. Regional governance	57
48. Organisational support	1
49. Rating and funding	695
52. Tūpuna Maunga	0
53. Council Controlled Services	61
54. General comments	43

6. Overview of feedback received on the Auckland Plan 2050 from Hibiscus and Bays Local Board area

The Auckland Plan 2050 sets our long-term direction and looks at the important challenges we need to address in the following outcome areas:

- Outcome area 1: Belonging and participation
- Outcome area 2: Māori identity and wellbeing
- Outcome area 3: Homes and places
- Outcome area 4: Transport and access
- Outcome area 5: Environment and cultural heritage
- Outcome area 6: Opportunity and prosperity.

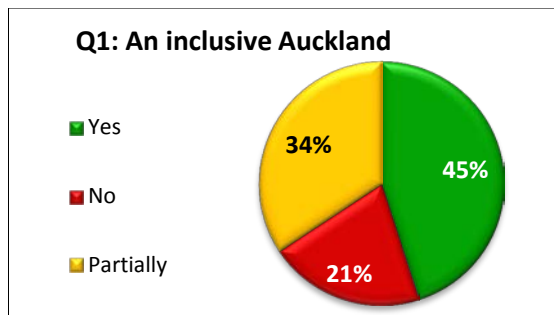
There is a question in the feedback form that relates to each outcome area. The questions and text below are directly from the feedback form. The feedback from the Hibiscus and Bays Local Board area is set out under each question.

Question 1: An inclusive Auckland

In a fast-growing city of increasing diversity and social change, people may or may not feel included or enjoy positive life experiences. The Auckland Plan proposes an inclusive Auckland where people live together with trust and mutual respect and everyone has the opportunity to participate to their full potential

Do you think the six focus areas identified in Belonging and Participation will achieve this?

The graph below gives an overview of the responses from the Hibiscus and Bays Local Board area.



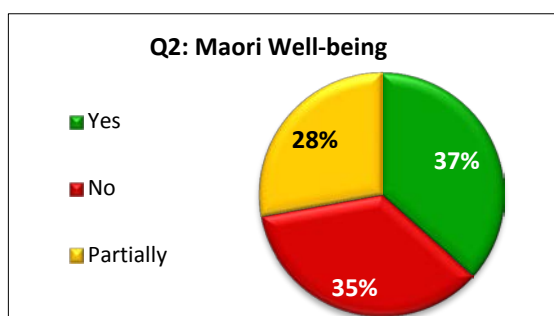
	#	%
Yes	400	45%
No	184	21%
Partially	305	34%
	889	100%

Question 2: Advance Māori well-being

The strengths and contributions Māori bring to Auckland will fuel economic growth and advance Māori well-being. With nearly a third of all Māori in Auckland aged under 15 years old, the Auckland Plan proposes investing more in tamariki and rangatahi to advance Māori well-being.

Do you think the seven focus areas identified in Māori Well-being and Identity will achieve this?

The graph below gives an overview of the responses from the Hibiscus and Bays Local Board area.



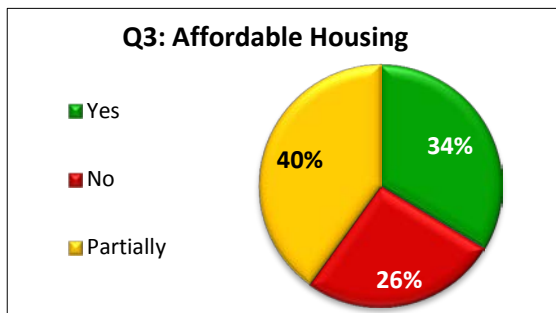
	#	%
Yes	318	37%
No	308	35%
Partially	242	28%
	868	100%

Question 3: Affordable homes

Lack of affordable housing is creating stress for many Aucklanders. It is driving some key workers out of Auckland and limiting our ability to attract and retain talent. The Auckland Plan proposes that all Aucklanders deserve healthy, affordable homes with secure tenure in well-designed places, whether they own or rent their homes.

Do you think the five focus areas identified in Homes and Places will achieve this?

The graph below gives an overview of the responses from the Hibiscus and Bays Local Board area.



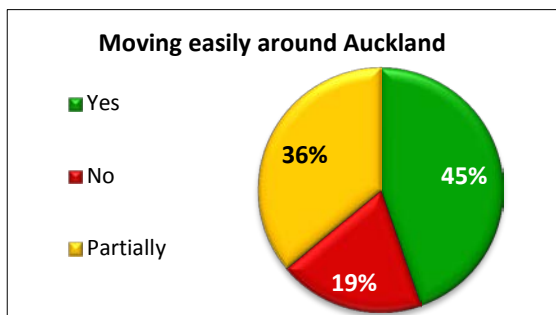
	#	%
Yes	312	34%
No	244	26%
Partially	372	40%
	928	100%

Question 4: Moving easily around Auckland

People lack choice in how they get around and it can take a long time to get where they need to go. To better connect people and places, the Auckland Plan proposes an integrated transport system that accelerates progress on walking, cycling and public transport and makes better use of existing networks.

Do you think the seven focus areas identified in Transport and Access will achieve this?

The graph below gives an overview of the responses from the Hibiscus and Bays Local Board area.



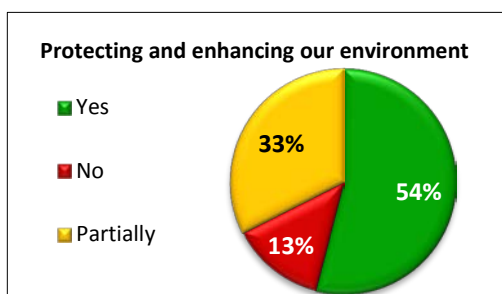
	#	%
Yes	426	45%
No	184	19%
Partially	344	36%
	954	100%

Question 5: Protecting and enhancing our environment

Unprecedented growth has required Auckland to provide for essential development, which has had an impact on our environment and cultural heritage. The Auckland Plan proposes utilising every opportunity to protect and enhance Auckland's environment as growth and development happens.

Do you think the six focus areas identified in Environment and Cultural Heritage will achieve this?

The graph below gives an overview of the responses from the Hibiscus and Bays Local Board area.



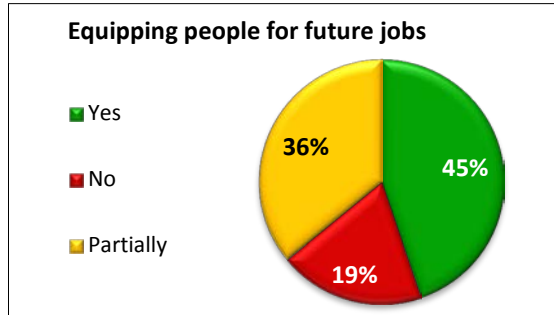
	#	%
Yes	497	54%
No	124	13%
Partially	299	33%
	920	100%

Question 6: Equipping people for future jobs

Rapid technology advances will create challenges, opportunities and change across many industries and jobs. The Auckland Plan proposes Aucklanders will need to adapt to the coming changes by investing in education, training and skills development for all.

Do you think the five focus areas identified in Opportunity and Prosperity will achieve this?

The graph below gives an overview of the responses from the Hibiscus and Bays Local Board area.



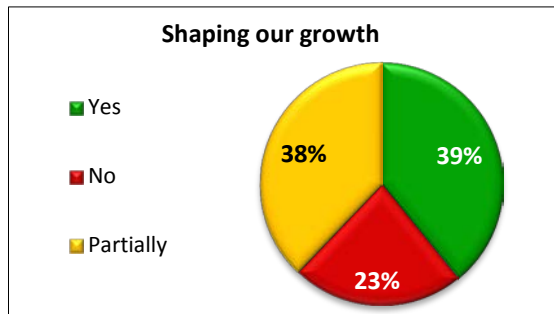
	#	%
Yes	397	45%
No	171	19%
Partially	319	36%
	887	100%

Question 7: Shaping our growth

Auckland has to provide for around 740,000 more people in the next 30 years, which would mean another 320,000 dwellings and up to 270,000 extra jobs. The Auckland Plan proposes to manage long-term population growth by prioritising development in existing urban areas and establishing new communities and new business land in future urban areas. Investment in Auckland’s infrastructure will need to keep up with the pace and scale of growth.

Do you think the proposed approach for enabling growth will effectively provide for Auckland's future?

The graph below gives an overview of the responses from the Hibiscus and Bays Local Board area.



	#	%
Yes	352	39%
No	207	23%
Partially	341	38%
	900	100%