

Local Board Financial Performance - Mangere-Otahuhu as at March 2018

Financial Summary

█ On Target
 █ Under Review
 █ Not Meeting Target

Activity	Year To Date (\$000)			Full Year (\$000)	
	Actual	Revised Budget	Variance	Revised Budget	Annual Plan
Operating revenue (ABS)	1,087	1,100	(13)	1,457	1,457
Operating revenue (LDI)	0	8	(8)	10	0
Operating expenditure (ABS)	12,911	12,195	(716)	15,658	14,923
Operating expenditure (LDI)	1,002	1,440	438	2,213	2,054
Operating expenditure (LGS)	813	813	0	1,084	1,084
Net Cost of Service	13,640	13,341	(299)	17,488	16,604
Capital expenditure	1,756	5,646	3,890	7,067	8,310

Year to date March 2018 results compared to revised budget.

Overall operating result at \$13.6m is 2% (\$299k) above budget.

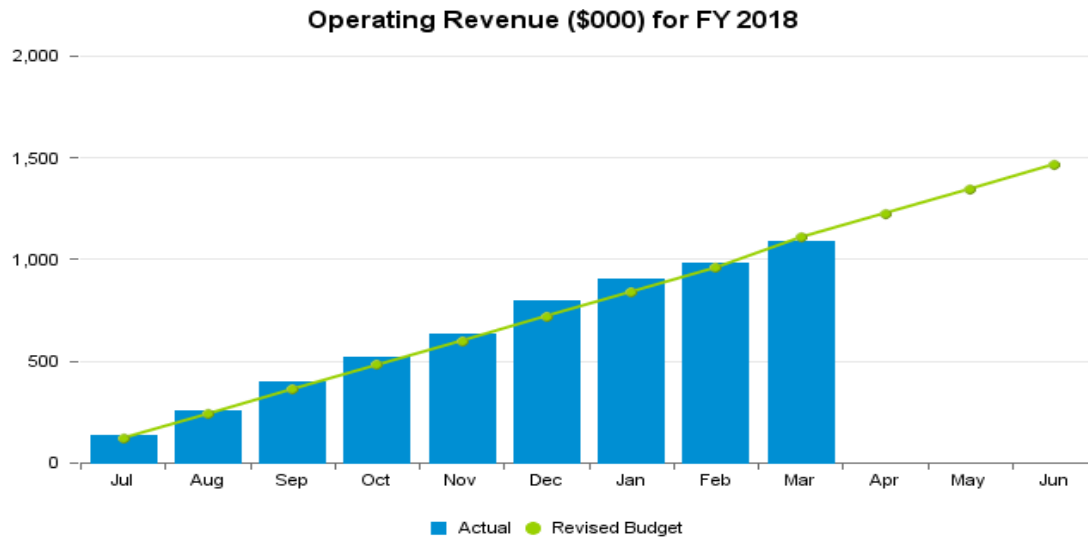
Operating revenue is 2% (\$21k) below budget. Higher revenue from community halls and community centres (\$63k) offset lower revenue (\$84k) from leisure facilities membership.

Operating expenditure is 2% (\$281k) above budget. Asset Based Services (ABS), expenditure is above target by \$716k and relate mainly to full facility parks contract. The new Project 17 contractors commenced from 1 July 2017 and as has been communicated, the contractors across the region have been struggling to deliver at the agreed levels of service. A reallocation of budgets between local boards might be required once baselines are established at year end as there are significant variances (both favourable and unfavourable) between actual and planned expenditure for some local boards.

Locally Driven Initiatives (LDI), expenditure is \$438k below budget. The main variances are in Local Community Services and Local Parks, Sports and Recreation. Further discretionary grants will be allocated in the next quarter and projects relating to mangrove removal will likely be deferred to the next financial year. Any further expected LDI operational projects to be carried forward to 2018/2019 will be incorporated into a report to the board in May 2018.

Capital expenditure is \$1.75m which is 69% (\$3.8m) below budget. Asset renewals, LDI capex such as Walter Massey Park walkway renewal is on hold pending the potential development of new facilities to meet the wider community of services and town centre revitalisation project is in progress but behind planned expenditure. Details of the specific assets are on the following pages.

Local Board Financial Performance - Mangere-Otahuhu as at March 2018



Operating Revenue

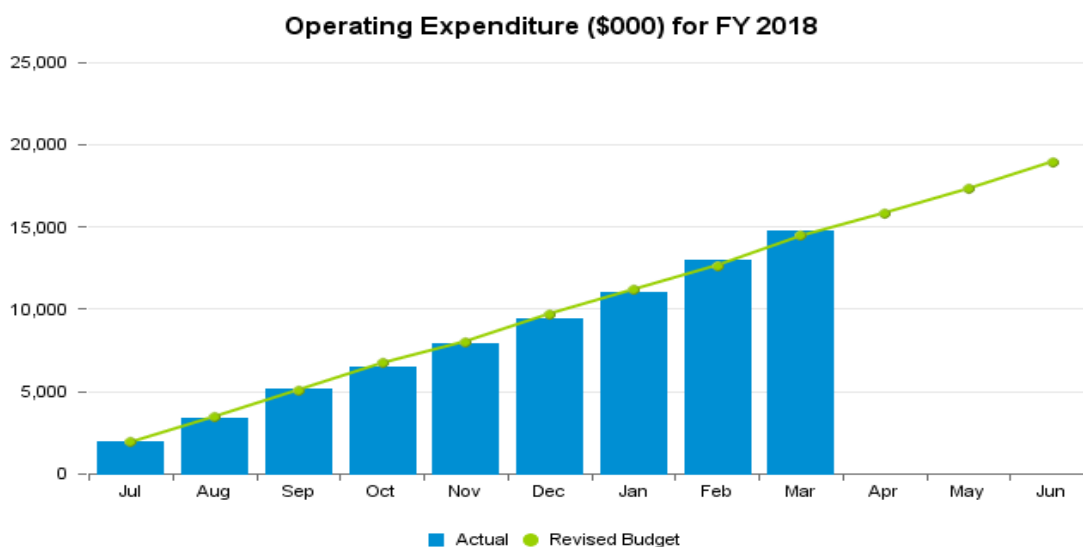
█ On Target
 █ Under Review
 █ Not Meeting Target

Activity	Year To Date (\$000)			Full Year (\$000)	
	Actual	Revised Budget	Variance	Revised Budget	Annual Plan
Local community services	326	263	63	350	340
Local parks, sport and recreation	760	844	(84)	1,117	1,117
Total Operating Revenue	1,086	1,107	(21)	1,467	1,457

Overall operating Revenue is \$21k below budget.

Revenue has exceeded budget for venue hire by \$63k. Mangere Arts Centre, Mangere Memorial Hall and Mangere Central Community Hall are likely to meet its revenue target by year end with the exception of Mangere Old School hall. In local parks, sport and recreation, there is a revenue shortfall from leisure facilities of \$84k - membership for leisure fitness is \$72k and retail \$10k below budget.

Local Board Financial Performance - Mangere-Otahuhu as at March 2018



Operating Expenditure

█ On Target
 █ Under Review
 █ Not Meeting Target

Activity	Year To Date (\$000)			Full Year (\$000)	
	Actual	Revised Budget	Variance	Revised Budget	Annual Plan
Local community services	5,945	6,236	291	8,353	8,260
Local environmental management	88	111	23	184	160
Local governance	813	813	0	1,084	1,084
Local parks, sport and recreation	6,431	5,698	(733)	7,555	6,807
Local planning and development	1,450	1,588	138	1,780	1,750
Total Operating Expenditure	14,727	14,446	(281)	18,956	18,061

Local Board Financial Performance - Mangere-Otahuhu as at March 2018

Locally Driven Initiatives (Operating Expenditure)

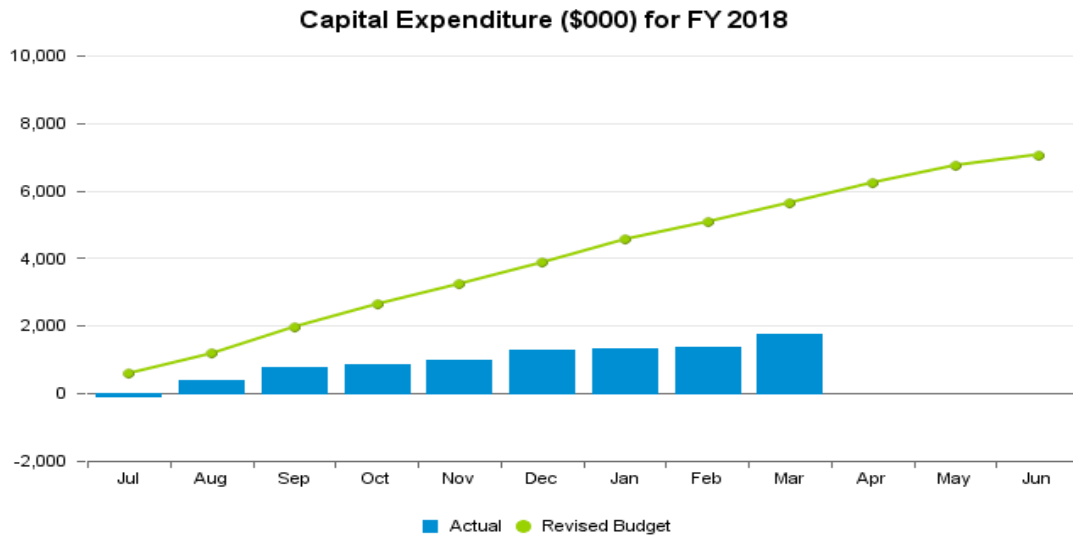
Net Cost of Service	Year To Date (\$000)			Full Year (\$000)	
	Actual	Revised Budget	Variance	Revised Budget	Annual Plan
ACE LDI Staff allocation	136	136	0	181	181
ANZAC	0	0	0	25	25
Art in public places	0	15	15	20	20
Assess options for multi-use facility in Mangere East	16	50	34	50	0
CAB Service in Otahuhu - Toia	26	26	0	26	26
Capacity building programme	8	8	0	8	0
CCTV and town centre safety initiatives	220	198	(22)	264	262
Community Arts Programmes	108	75	(33)	100	100
Community Gardens	5	11	6	15	15
Community placemaking initiatives	20	15	(4)	20	20
Community response operating fund	(35)	94	129	148	98
Community safety	0	7	7	7	0
Community volunteer awards	2	0	(2)	0	0
Extended Library hours	56	56	0	74	74
Local civic functions	5	5	0	7	7
Local community grants	86	104	18	207	207
Local events fund	45	37	(8)	73	73
Mangere Arts Centre business plan initiatives delivery	6	46	40	56	40
Maori responsiveness	5	4	(1)	5	5
Signature Arts and cultural event	60	60	0	60	60
Social Enterprise	30	23	(7)	30	30
Teaching Gardens Otahuhu	0	0	0	12	12
Youth connections across Auckland	50	36	(14)	60	110
Youth programmes community development	0	15	15	20	20
Total Local community services	849	1,021	173	1,468	1,385

Net Cost of Service	Year To Date (\$000)			Full Year (\$000)	
	Actual	Revised Budget	Variance	Revised Budget	Annual Plan
Develop Industry Pollution Programme (continuation)	37	30	(7)	40	20
Environment initiatives including Manukau Harbour and Tamaki Estuary	51	77	26	136	132
Manukau Harbour forum contribution	0	4	4	8	8
Total Local environmental management	88	111	23	184	160
Creating a Maori identity	2	7	5	10	10
Facility Partnership Programme	0	0	0	150	150
Green assets (Mangere-Otahuhu)	(4)	14	18	20	20
LDI Programme Events in local parks	18	14	(4)	20	20
LDI Volunteers parks	8	11	3	15	15
Mangrove management and removal	0	130	130	175	175
Sports and recreation investigation	0	14	14	20	20
Teaching Gardens Otahuhu	0	12	12	12	0
Total Local parks, sport and recreation	24	202	178	422	410
LDI Heritage Survey	0	34	34	45	45
Local Economic Development Program	0	23	23	30	50
Locally Driven Initiatives (ATEED)	43	44	1	54	0
World Masters Games	(1)	0	1	0	0
Young Enterprise Scheme	0	0	0	0	4
Total Local planning and development	42	101	59	129	99
Total	1,003	1,435	433	2,203	2,054

Budget has increased by \$149k due to Y17 Opex deferrals listed below

Activity	Specific project or programme	Deferred to FY18
ACE	Activation of Parks	8,000
	Assess options for multi-use facility in Mangere East	50,000
	CCTV and town centre safety initiatives	1,683
	Community safety	7,475
	Mangere Arts Centre Business Plan Initiative	15,864
	Teaching Gardens Otahuhu	12,000
CPO	Mangere Town Centre Collective Promotion	20,000
	Mangere-Otahuhu LED Action Plan Implementaton	10,000
ESU	Healthy Rentals- Māngere-Ōtāhuhu	3,698
	Pukaki Crater Restoration	20,000
Grand Total		148,720

Local Board Financial Performance - Mangere-Otahuhu as at March 2018



Capital Expenditure

Activity	Year To Date (\$000)			Full Year (\$000)	
	Actual	Revised Budget	Variance	Revised Budget	Annual Plan
Local community services	114	844	730	944	940
Local parks, sport and recreation	917	2,887	1,970	3,228	5,027
Local planning and development	725	1,915	1,190	2,895	2,343
Total Capital Expenditure	1,756	5,646	3,890	7,067	8,310

Capital expenditure is \$1.75m which is below budget by 69% (\$3.9m).

The majority of the capital budget was in Parks, Sports and Recreation assets of \$0.9m and Planning and Development assets \$0.7m.

Capital spend in the nine months include the Otahuhu Town Centre Revitalisation project, leisure facility building renewals, Mangere Centre Park carpark, Norana Park toilet block and Murphy park renewals.

Further details of capital delivery by projects are provided in the work programme 2017/2018 Q3 report.

Local Board Financial Performance - Mangere-Otahuhu as at March 2018

Capital Expenditure: All Projects

Project Name	Year To Date (\$000)			Full Year (\$000)	
	Actual	Revised Budget	Variance	Revised Budget	Annual Plan
ACE - Community house and centre renewals	31	329	298	368	310
ACE - Leases renewals	51	321	270	359	450
ACE - Art facility renewals	23	178	155	199	95
Library furniture and fitting renewals	0	11	11	0	75
Local library renewals	9	5	(4)	19	10
Community services (GoA)	114	844	730	944	940
Parks - Asset renewals	627	1,348	721	1,507	1,496
Locally driven initiatives (LDI Capex)	3	540	537	603	1,118
Greenway and walkway development	78	358	280	400	2,033
Leisure facility building renewals	211	242	31	270	162
Parks - Coastal asset renewals	0	180	180	201	43
General park development	2	125	123	140	150
Parks - Sports fields renewals	5	94	89	105	0
Leisure facility equipment renewals	8	0	(8)	0	0
Playscape development	0	0	0	0	25
Sports park public convenience renewals	(20)	0	20	0	0
Town centre canopy (Mangere)	3	0	(3)	0	0
Parks sport and recreation (GoA)	917	2,887	1,970	3,228	5,027
Town Centre Revitalisation	725	1,915	1,190	2,895	2,343
Planning (GoA)	725	1,915	1,190	2,895	2,343
Total	1,756	5,646	3,890	7,067	8,309