

## **Attachment C: Consultation overview**



## AUCKLAND PLAN & 10 YEAR BUDGET OVERVIEW

**WRITTEN SUBMISSIONS RECEIVED: 26,556**

**OTHER SUBMISSIONS RECEIVED:**

Feedback received in person: 5,374 participants across 100 events  
 Social media feedback: 105 comments

### HOW WE'VE RECEIVED WRITTEN SUBMISSIONS

SUBMISSION TYPE	Total #	Total %	10-year Budget #	Auckland Plan #
Online form	11,680	44%	11,656	11,168
People's Panel online form	2,157	8%	2,157	2,141
Hard copy form	4,755	18%	4,726	4,670
Non form*	7,964	30%	7,130	763
<b>Total</b>	<b>26,556</b>	<b>100%</b>	<b>25,669</b>	<b>18,742</b>

\* Feedback received via anything other than a Council form (e.g. letter, email, pro forma)

Note - Submitters can feed back on either or both plans

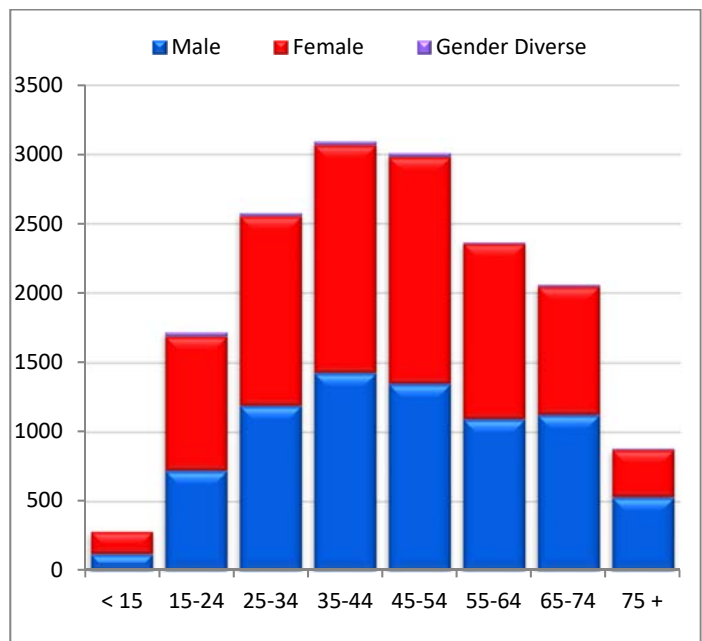
## AUCKLAND PLAN

### WHO WE'VE HEARD FROM ON THE AUCKLAND PLAN

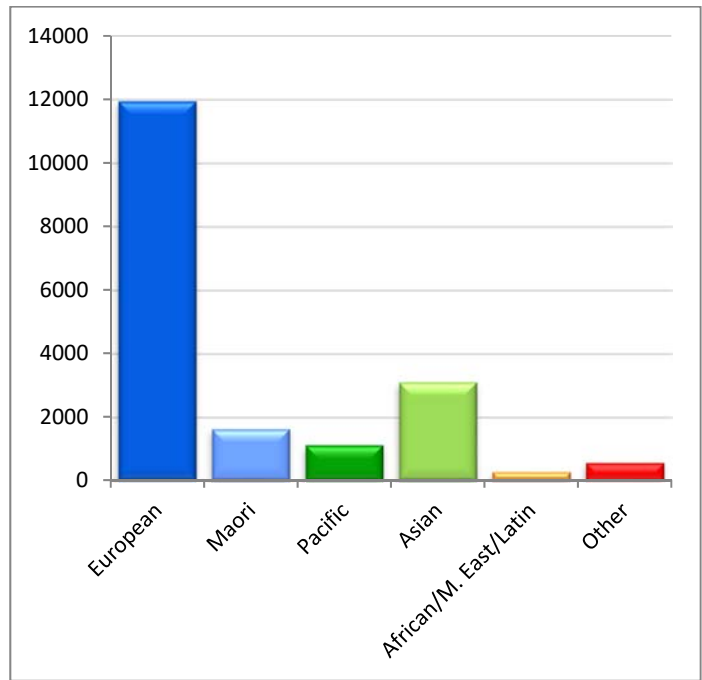
The information below indicates what demographic categories submitters identified with. This information only relates to those submitters who provided demographic information on a feedback.

GENDER	#	%
Male	7,656	47%
Female	8,422	52%
Gender diverse	150	1%
<b>Total</b>	<b>16,228</b>	<b>100%</b>

AGE	Male	Female	Diverse	Total	%
< 15	116	161	1	375	2%
15 – 24	718	964	31	1847	11%
25 – 34	1,186	1,365	22	2,633	16%
35 – 44	1,423	1,641	27	3,163	19%
45 – 54	1,345	1,634	27	3,072	19%
55 – 64	1,089	1,264	9	2,417	15%
65 – 74	1,121	921	15	2,127	13%
75 +	526	341	10	929	6%
<b>Total</b>				<b>16,563</b>	<b>100%</b>



ETHNICITY	#	%
<b>European</b>	<b>11,603</b>	<b>71%</b>
Pakeha/NZ European	10,696	66%
Other European	907	6%
<b>Maori</b>	<b>1,591</b>	<b>10%</b>
<b>Pacific</b>	<b>1,089</b>	<b>7%</b>
Samoan	487	3%
Tongan	194	1%
Other Pacific	408	3%
<b>Asian</b>	<b>3,054</b>	<b>19%</b>
Chinese	1,694	10%
Indian	568	3%
Other Asian	792	5%
<b>African/Middle Eastern/Latin</b>	<b>266</b>	<b>2%</b>
<b>Other</b>	<b>550</b>	<b>3%</b>
New Zealander/Kiwi	476	3%
Other	74	0%
<b>Total</b>	<b>16,293</b>	<b>NA*</b>



\* Does not add to 100% due to some people selecting more than one ethnicity

RESIDENT LOCAL BOARD	#	%
Albert-Eden Local Board	1,693	9%
Devonport-Takapuna Local Board	949	5%
Franklin Local Board	737	4%
Great Barrier Local Board	28	0%
Henderson-Massey Local Board	803	4%
Hibiscus and Bays Local Board	1,093	6%
Howick Local Board	1,239	7%
Kaipatiki Local Board	1,111	6%
Mangere-Otahuhu Local Board	300	2%
Manurewa Local Board	769	4%
Maungakiekie-Tamaki Local Board	793	4%
Orakei Local Board	1,182	6%
Otara-Papatoetoe Local Board	338	2%
Papakura Local Board	442	2%
Puketapapa Local Board	361	2%
Rodney Local Board	1,614	9%
Upper Harbour Local Board	656	4%
Waiheke Local Board	213	1%
Waitakere Ranges Local Board	766	4%
Waitemata Local Board	1,413	8%
Whau Local Board	670	4%
Regional (i.e. organisations whose views are not specific to a local area)	70	0%
Not Supplied (i.e. local board not supplied and unable to be determined)	1,445	8%
Outside Auckland	57	0%
<b>TOTAL</b>	<b>18,742</b>	<b>100%</b>

# AUCKLAND PLAN 2050 FEEDBACK

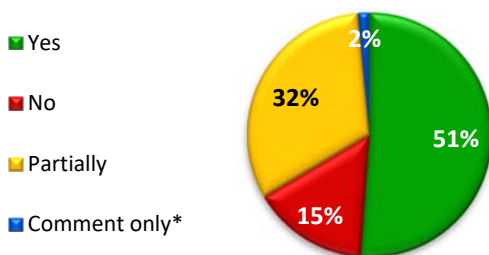
## AN INCLUSIVE AUCKLAND

**Q1. In a fast-growing city of increasing diversity and social change, people may or may not feel included or enjoy positive life experiences. The Auckland Plan proposes an inclusive Auckland where people live together with trust and mutual respect and everyone has the opportunity to participate to their full potential.**

**Do you think the six focus areas identified in Belonging and Participation will achieve this?**

### WRITTEN SUBMISSIONS

14,855 responses



### IN-PERSON FEEDBACK

CHANNEL	Yes	No	Partially	Comment only*	Total
In person	634	54	87	370	1,145
	55%	5%	8%	32%	100%

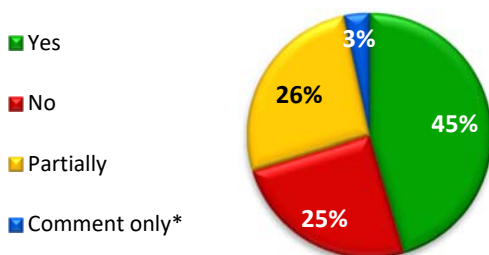
## ADVANCE MAORI WELL-BEING

**Q2. The strengths and contributions Māori bring to Auckland will fuel economic growth and advance Māori well-being. With nearly a third of all Māori in Auckland aged under 15 years old, the Auckland Plan proposes investing more in tamariki and rangatahi to advance Māori well-being.**

**Do you think the seven focus areas identified in Māori Well-being and Identity will achieve this?**

### WRITTEN SUBMISSIONS

14,935 responses



### IN-PERSON FEEDBACK

CHANNEL	Yes	No	Partially	Comment only*	Total
In person	201	105	121	383	810
	25%	13%	15%	47%	100%

\* Did not indicate support (yes/no/partially) but provided a comment

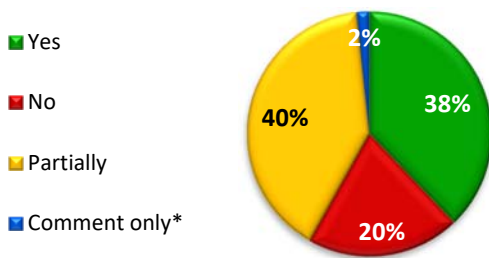
### AFFORDABLE HOMES

**Q3. Lack of affordable housing is creating stress for many Aucklanders. It is driving some workers out of Auckland and limiting our ability to attract and retain talent. The Auckland Plan proposes that all Aucklanders deserve healthy, affordable homes with secure tenure in well-designed places, whether they own or rent their homes.**

**Do you think the five focus areas identified in Homes and Places will achieve this?**

15,325 responses

IN-PERSON FEEDBACK



CHANNEL	Yes	No	Partially	Comment only*	Total
In person	281	61	90	131	563
	50%	11%	16%	23%	100%

### MOVING EASILY AROUND AUCKLAND

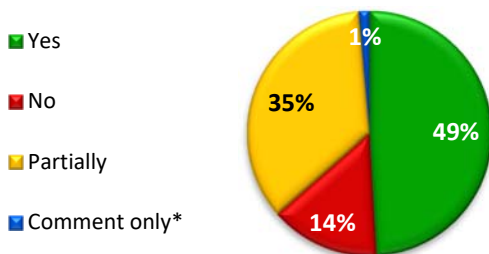
**Q4. People lack choice in how they get around and it can take a long time to get where they need to go. To better connect people and places, the Auckland Plan proposes an integrated transport system that accelerates progress on walking, cycling and public transport and makes better use of existing networks.**

**Do you think the seven focus areas identified in Transport and Access will achieve this?**

WRITTEN SUBMISSIONS

15,821 responses

IN-PERSON FEEDBACK



CHANNEL	Yes	No	Partially	Comment only*	Total
In person	171	66	76	217	530
	32%	12%	14%	41%	100%

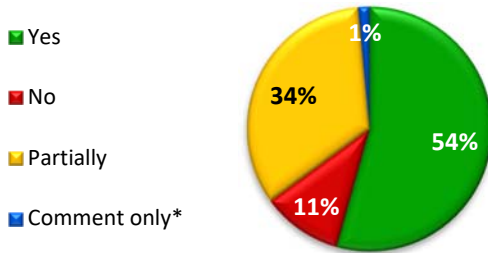
\* Did not indicate support (yes/no/partially) but provided a comment

**PROTECTING AND ENCHANGING OUR ENVIRONMENT**

**Q5. Unprecedented growth has required Auckland to provide for essential development, which has had an impact on our environment and cultural heritage. The Auckland Plan proposes utilising every opportunity to protect and enhance Auckland's environment as growth and development happens.**

**Do you think the six focus areas identified in Environment and Cultural Heritage will achieve this?**

WRITTEN SUBMISSIONS  
14,949 responses



IN-PERSON FEEDBACK

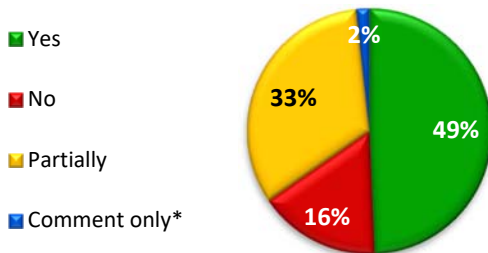
CHANNEL	Yes	No	Partially	Comment only*	Total
In person	190	47	42	191	470
	40%	10%	9%	41%	100%

**EQUIPPING PEOPLE FOR FUTURE JOBS**

**Q6. Rapid technology advances will create challenges, opportunities and change across many industries and jobs. The Auckland Plan proposes Aucklanders will need to adapt to the coming changes by investing in education, training and skills development for all.**

**Do you think the five focus areas identified in Opportunity and Prosperity will achieve this?**

WRITTEN SUBMISSIONS  
14,279 responses



IN-PERSON FEEDBACK

CHANNEL	Yes	No	Partially	Comment only*	Total
In person	141	46	60	638	885
	16%	5%	7%	72%	100%

\* Did not indicate support (yes/no/partially) but provided a comment

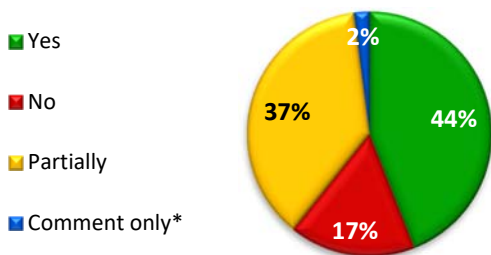
## SHAPING OUR GROWTH

**Q7. Auckland has to provide for around 740,000 more people in the next 30 years, which would mean another 320,000 dwellings and up to 270,000 extra jobs. The Auckland Plan proposes to manage long-term population growth by prioritising development in existing urban areas and establishing new communities and new business land in future urban areas. Investment in Auckland’s infrastructure will need to keep up with the pace and scale of growth.**

**Do you think the proposed approach for enabling growth will effectively provide for Auckland’s future?**

### WRITTEN SUBMISSIONS

14,613 responses



### IN-PERSON FEEDBACK

CHANNEL	Yes	No	Partially	Comment only*	Total
In person	143	65	72	274	554
	26%	12%	13%	49%	100%

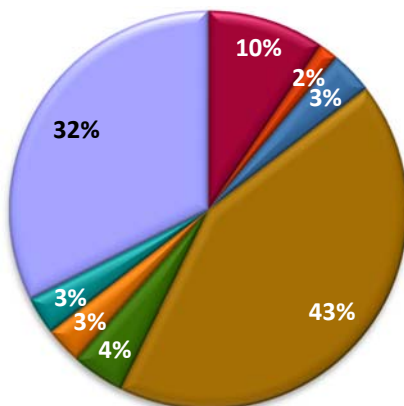
## Q8. Do you have any other feedback on the Auckland Plan 2050?

(Most common outcomes commented on have been...)

### WRITTEN SUBMISSIONS

6,921 responses

- Belonging and participation
- Maori identity and well-being
- Homes and places
- Transport and access
- Environment and cultural heritage
- Opportunity and prosperity
- Development strategy
- Other comments



### IN-PERSON FEEDBACK

IN PERSON	Total
Belonging and participation	260
Maori identity and well-being	256
Homes and places	55
Transport and access	6
Environment and cultural heritage	76
Opportunity and prosperity	64
Development strategy	1
Other comments	190

\* Did not indicate support (yes/no/partially) but provided a comment

Outcome Area / Development Strategy	WRITTEN FEEDBACK			Social Media feedback points
	Total feedback points for specific consultation question (Yes/No/Partially/Other)	Feedback points received under 'other feedback'	Total feedback points	
<b>Belonging and Participation</b>	3,354	659	4,013	1
<b>Maori Identity and Wellbeing</b>	3,789	110	3,899	3
<b>Homes and Places</b>	8,181	238	8,419	5
<b>Transport and Access</b>	8,840	2,956	11,796	0
<b>Environment and Cultural Heritage</b>	3,822	295	4,117	0
<b>Opportunity and Prosperity</b>	3,321	208	3,529	0
<b>Development Strategy</b>	4,967	213	5,180	7
<b>Other</b>	NA	2,242	2,242	0